

CONTENTS

American National Standards

Project Initiation Notification System (PINS)	2
Call for Comment on Standards Proposals	11
Final Actions - (Approved ANS)	28
Call for Members (ANS Consensus Bodies).....	32
American National Standards (ANS) Announcements.....	36
Accreditation Announcements (Standards Developers).....	37
Meeting Notices (Standards Developers)	39
American National Standards (ANS) Process	40
ANS Under Continuous Maintenance	41
ANSI-Accredited Standards Developer Contact Information.....	42

International Standards

ISO Draft Standards.....	45
IEC Draft Standards	47
ISO and IEC Newly Published Standards	49
Accreditation Announcements (U.S.TAGs to ISO)	52
International Electrotechnical Commission (IEC).....	53
International Organization for Standardization (ISO)	55

Registration of Organization Names in the United States	56
--	-----------

Proposed Foreign Government Regulations	57
--	-----------

Project Initiation Notification System (PINS)

ANSI Procedures require notification of ANSI by ANSI-accredited standards developers (ASD) of the initiation and scope of activities expected to result in new or revised American National Standards (ANS). Early notification of activity intended to reaffirm or withdraw an ANS and in some instances a PINS related to a national adoption is optional. The mechanism by which such notification is given is referred to as the PINS process. For additional information, see clause 2.4 of the ANSI Essential Requirements: Due Process Requirements for American National Standards.

Following is a list of proposed actions and new ANS that have been received recently from ASDs. Please also review the section in Standards Action entitled "American National Standards Maintained Under Continuous Maintenance" for additional or comparable information with regard to standards maintained under the continuous maintenance option. Use the following Public Document Library url to access PDF & EXCEL reports of approved & proposed ANS: [List of Approved and Proposed ANS](#)

Directly and materially affected interests wishing to receive more information or to submit comments are requested to contact the standards developer directly within 30 days of the publication of this announcement.

ACI (American Concrete Institute)

38800 Country Club Drive, Farmington Hills, MI 48331 www.concrete.org

Contact: Shannon Banchemo; shannon.banchemo@concrete.org

Revision

BSR/ACI CODE-562-202x, Assessment, Repair, and Rehabilitation of Existing Concrete Buildings - Code Requirements and Commentary (revision and redesignation of ANSI/ACI 562-2020)

Stakeholders: Structural engineers, contractors, licensed design professionals.

Project Need: ACI CODE-562, Assessment, Repair and Rehabilitation of Existing Concrete Structures--Code Requirements and Commentary, is developed to provide design professionals a code for the assessment of the damage and deterioration, and the design of appropriate repair and rehabilitation strategies.

Scope: This code provides minimum requirements for assessment, repair, and rehabilitation of existing structural concrete buildings, members, systems, and where applicable, nonbuilding structures. The Code is specifically written for use by a licensed design professional. This code provides minimum requirements for assessment, design and construction, or implementation of repairs and rehabilitation, including quality assurance requirements, for structural concrete in service.

ASHRAE (American Society of Heating, Refrigerating and Air-Conditioning Engineers, Inc.)

180 Technology Parkway, Peachtree Corners, GA 30092 www.ashrae.org

Contact: Tanisha Meyers-Lisle; tmlisle@ashrae.org

Revision

BSR/ASHRAE Standard 22-202X, Methods of Testing for Rating Liquid-Cooled Refrigerant Condensers (revision of ANSI/ASHRAE Standard 22-2018)

Stakeholders: Manufacturers and users of liquid-cooled condensers.

Project Need: Update normative references and remove a normative reference to ASHRAE Guideline 2, which has been withdrawn.

Scope: This standard applies to the methods of testing for thermodynamic performance rating of liquid-cooled refrigerant condensers that operate at subcritical pressures of the refrigerant.

ASHRAE (American Society of Heating, Refrigerating and Air-Conditioning Engineers, Inc.)

180 Technology Parkway, Peachtree Corners, GA 30092 www.ashrae.org

Contact: Tanisha Meyers-Lisle; tmlisle@ashrae.org

Revision

BSR/ASHRAE Standard 103-202X, Method of Testing for Annual Fuel Utilization Efficiency of Residential Central Furnaces and Boilers (revision and redesignation of ANSI/ASHRAE Standard 103-2017)

Stakeholders: Consumers, equipment manufacturers, Federal Government, Building Code officials.

Project Need: This standard is used in DOE/Federal ratings of furnaces and boilers to create AFUE ratings.

Scope: The purpose of this standard is to provide procedures for determining the annual fuel utilization efficiency of residential central furnaces and boilers.

ASHRAE (American Society of Heating, Refrigerating and Air-Conditioning Engineers, Inc.)

180 Technology Parkway, Peachtree Corners, GA 30092 www.ashrae.org

Contact: Tanisha Meyers-Lisle; tmlisle@ashrae.org

Revision

BSR/ASHRAE Standard 181-202X, Methods of Testing for Rating Liquid-to-Liquid Heat Exchangers (revision of ANSI/ASHRAE Standard 181-2018)

Stakeholders: Manufacturers and users of liquid-to-liquid heat exchangers.

Project Need: Update normative references and remove a normative reference to ASHRAE Guideline 2, which has been withdrawn.

Scope: This standard prescribes methods of testing the thermal performance and pressure drop of liquid to liquid heat exchangers.

ASHRAE (American Society of Heating, Refrigerating and Air-Conditioning Engineers, Inc.)

180 Technology Parkway, Peachtree Corners, GA 30092 www.ashrae.org

Contact: Tanisha Meyers-Lisle; tmlisle@ashrae.org

Revision

BSR/ASHRAE Standard 222-202X, Standard Method of Test for Electrical Power Drive Systems (revision and redesignation of ANSI/ASHRAE 222-2018)

Stakeholders: HVACR equipment manufacturers, PDS testing laboratories, certification bodies, designers, users, owners, codes authorities.

Project Need: The MOT of standard 222 presently excludes power drive systems (PDS) that are supplied by direct-current power sources. Renewable energy supply types, mission-critical facilities, and mobile/transport applications more and more necessitate PDS that operated directly off DC, saving DC-to-AC conversion losses, equipment size, and equipment cost.

Scope: To determine the performance of power drive systems for rating the energy efficiency and electrical compatibility with the power grid and with motor insulation.

ATSIP (Association of Transportation Safety Information Professionals)

2351 Freedom Way, Suite 201, York, PA 17402 www.atsip.org

Contact: John McDonough; john@nistrinc.com

Revision

BSR/ATSIP D.16-202x, Manual on Classification of Motor Vehicle Traffic Crashes, Ninth (revision of ANSI/ATSIP D.16-2017)

Stakeholders: Data Collector: This category includes law enforcement agency members who, by virtue of their professional responsibilities, collect data and investigate crashes based on the relevant statutory guidelines of their jurisdictions. Data Manager: This category includes those persons who are responsible for the aggregation of data within their State or Territory and who manage the repository of crash reports, including oversight of data integrity and quality – to include aspects of uniformity, timeliness, completeness, accuracy, and accessibility. Data User: Data users are those who use crash data in the performance of their professional responsibilities. Data Analyst/Researcher: Analysts and Researchers are involved in a variety of aspects of traffic safety from costs to prevention to traffic calming. Federal Government Agency: Representatives of federal agencies provide insight into the national interests of interstate travel and commercial vehicles, highway construction and maintenance, and data collection that affords effective and efficient data-driven decision-making related to traffic safety issues. State or Local Government: Individuals with traffic safety roles at the state or local level. General Interest: Individuals within the transportation safety community who have a direct or material interest in the development of standards, and who are not specifically assigned one of the other interest categories.

Project Need: The purpose of this project is to update the standard so that it maintains its relevance and utility.

Scope: This standard has been used for many decades and serves to maintain uniformity for those who report, analyze, classify, and otherwise use traffic crash data. This standard has been developed for use throughout the United States and its Territories to facilitate reporting and classification of crashes across jurisdictions. The uniformity of reporting that results from this standard facilitates development of data on crashes in and out of traffic for nationwide use. Such data becomes the basis for decisions about traffic safety initiatives throughout the country.

ITI (INCITS) (InterNational Committee for Information Technology Standards)

700 K Street NW, Suite 600, Washington, DC 20001 www.incits.org

Contact: Lynn Barra; comments@standards.incits.org

National Adoption

INCITS/ISO/IEC 14165-147:2021 [202x], Information technology - Fibre Channel - Part 147: Physical Interfaces - 7 (FC-PI-7) (identical national adoption of ISO/IEC 14165-147:2021)

Stakeholders: ICT industry.

Project Need: Adoption of this International Standard is beneficial to the ICT industry.

Scope: Describes the physical interface portions of high-performance optical link variants that support the higher level Fibre Channel protocols including FC-FS-4 (reference [1]) and FC-FS-5 (reference [2]). FC-PI-7 specifies 64 GFC, 32 GFC, and 128 GFC are described in FC-PI-6 (reference [3]) and FC-PI- 6P (reference [4]), respectively. 16 GFC, 8 GFC, and 4 GFC are described in FC-PI-5 (reference [5]).

NEMA (ASC C8) (National Electrical Manufacturers Association)

1300 North 17th Street, Suite 900, Arlington, VA 22209 www.nema.org

Contact: Khaled Masri; Khaled.Masri@nema.org

Revision

BSR ICEA S-87-640-202x, Standard for Optical Fiber Outside Plant Communication Cable (revision of ANSI/ICEA S-87-640-2016)

Stakeholders: Utility and telecommunication community.

Project Need: Introduce new product requirements.

Scope: This Standard covers optical fiber communications cable intended for outdoor use and normally installed aerially, directly buried, or placed in underground ducts.

NFPA (National Fire Protection Association)

One Batterymarch Park, Quincy, MA 02169 www.nfpa.org

Contact: Dawn Michele Bellis; dbellis@nfpa.org

Revision

BSR/NFPA 11-202x, Standard for Low-, Medium-, and High-Expansion Foam (revision of ANSI/NFPA 11-2021)

Stakeholders: Manufacturers, users, installers/maintainers, labor, enforcing authorities, insurance, consumers, special experts, and research and testing.

Project Need: Public interest and need.

Scope: Fire-fighting foam is an aggregate of air-filled bubbles formed from aqueous solutions and is lower in density than flammable liquids. It is used principally to form a cohesive floating blanket on flammable and combustible liquids and prevents or extinguishes fire by excluding air and cooling the fuel. It also prevents reignition by suppressing formation of flammable vapors. It has the property of adhering to surfaces, which provides a degree of exposure protection from adjacent fires. Foam can be used as a fire prevention, control, or extinguishing agent for flammable liquid hazards. Foam for these hazards can be supplied by fixed piped systems or portable foam-generating systems. Foam can be applied through foam discharge outlets, which allow it to fall gently on the surface of the burning fuel. Foam can also be applied by portable hose streams using foam nozzles or large-capacity monitor nozzles or subsurface injection systems. Foam can be supplied by overhead piped systems for protection of hazardous occupancies associated with potential flammable liquid spills in the proximity of high-value equipment or for protection of large areas. The foam used for flammable liquid spills is in the form of a spray...

NFPA (National Fire Protection Association)

One Batterymarch Park, Quincy, MA 02169 www.nfpa.org

Contact: Dawn Michele Bellis; dbellis@nfpa.org

Revision

BSR/NFPA 32-202x, Standard for Drycleaning Facilities (revision of ANSI/NFPA 32-2021)

Stakeholders: Manufacturers, users, installers/maintainers, labor, enforcing authorities, insurance, consumers, special experts, and research and testing.

Project Need: Public interest and need.

Scope: This standard shall apply to establishments defined as drycleaning plants in this standard.

NFPA (National Fire Protection Association)

One Batterymarch Park, Quincy, MA 02169 www.nfpa.org

Contact: Dawn Michele Bellis; dbellis@nfpa.org

Revision

BSR/NFPA 92-202x, Standard for Smoke Control Systems (revision of ANSI/NFPA 92-2021)

Stakeholders: Manufacturers, users, installers/maintainers, labor, enforcing authorities, insurance, consumers, special experts, and research and testing.

Project Need: Public interest and need.

Scope: This standard shall apply to the design, installation, acceptance testing, operation, and ongoing periodic testing of smoke control systems. This standard incorporates methods for applying engineering calculations and reference models to provide a designer with the tools to develop smoke control system designs. The designs are based on select design objectives presented in Section 4.1. This standard addresses the following topics: (1) Basic physics of smoke movement in indoor spaces; (2) Methods of smoke control; (3) Supporting data and technology; (4) Building equipment and controls applicable to smoke control systems; (5) Approaches to testing and maintenance methods. This standard does not address the interaction of sprinklers and smoke control systems. The cooling effect of sprinklers can result in some of the smoke losing buoyancy and migrating downward below the design smoke layer interface. This standard also does not provide methodologies to assess the effects of smoke exposure on people, property, or mission continuity.

NFPA (National Fire Protection Association)

One Batterymarch Park, Quincy, MA 02169 www.nfpa.org

Contact: Dawn Michele Bellis; dbellis@nfpa.org

Revision

BSR/NFPA 102-202x, Standard for Grandstands, Folding and Telescopic Seating, Tents, and Membrane Structures (revision of ANSI/NFPA 102-2021)

Stakeholders: Manufacturers, users, installers/maintainers, labor, enforcing authorities, insurance, consumers, special experts, and research and testing.

Project Need: Public interest and need.

Scope: This standard addresses the following: (1) The construction, location, protection, and maintenance of grandstands and bleachers, folding and telescopic seating, tents, and membrane structures; and (2) Seating facilities located in the open air or within enclosed or semi-enclosed structures such as tents, membrane structures, and stadium complexes.

NFPA (National Fire Protection Association)

One Batterymarch Park, Quincy, MA 02169 www.nfpa.org

Contact: Dawn Michele Bellis; dbellis@nfpa.org

Revision

BSR/NFPA 204-202x, Standard for Smoke and Heat Venting (revision of ANSI/NFPA 204-2021)

Stakeholders: Manufacturers, users, installers/maintainers, labor, enforcing authorities, insurance, consumers, special experts, and research and testing.

Project Need: Public interest and need.

Scope: This standard shall apply to the design of venting systems for the emergency venting of products of combustion from fires in buildings. The provisions of Chapters 4 through 10 shall apply to the design of venting systems for the emergency venting of products of combustion from fires in nonsprinklered, single-story buildings using both hand calculations and computer-based solution methods as provided in Chapter 9. Chapter 11 shall apply to venting in sprinklered buildings. This standard incorporates engineering equations (hand calculations) and references models to provide a designer with the tools to develop vent system designs. The designs are based on selected design objectives, stated in 4.4.1, related to specific building and occupancy conditions. Engineering equations are included for calculating vent flows, smoke layer depths, and smoke layer temperatures, based on a prescribed burning rate. Examples using the hand calculations and the LAVENT (Link-Actuated VENTs) computer mode are presented in Annex D. Previous editions of this document have included tables listing vent areas based on preselected design objectives. These tables were based on the hot upper layer at 20 percent of the ceiling height. Different layer depths were accommodated by using a multiplication...

NFPA (National Fire Protection Association)

One Batterymarch Park, Quincy, MA 02169 www.nfpa.org

Contact: Dawn Michele Bellis; dbellis@nfpa.org

Revision

BSR/NFPA 214-202x, Standard on Water-Cooling Towers (revision of ANSI/NFPA 214-2021)

Stakeholders: Manufacturers, users, installers/maintainers, labor, enforcing authorities, insurance, consumers, special experts, and research and testing.

Project Need: Public interest and need.

Scope: This standard applies to fire protection for field-erected and factory-assembled water-cooling towers of combustible construction or those in which the fill is of combustible material. This standard does not apply any more or less strictly to factory-assembled units than did earlier revisions. Because these units have typically been steel frame/structure with PVC fill, the protection requirements should be evaluated in accordance with Section 4.2, with item (2) being specifically noted. In all cases, Section 4.2 should be reviewed for making the determination with regard to the installation of fire-suppression systems. In some cases, no fire suppression is required. The fire record of water-cooling towers indicates a failure to recognize the extent or seriousness of the potential fire hazard of these structures either while in operation or when temporarily shut down. Water-cooling towers of combustible construction, especially those of the induced-draft type, present a potential fire hazard even when in full operation because of the existence of relatively dry areas within the towers. A significant percentage of fires in water-cooling towers of combustible construction are caused by ignition from outside sources such as incinerators, smokestacks, or exposure fires. Fires in water...

NFPA (National Fire Protection Association)

One Batterymarch Park, Quincy, MA 02169 www.nfpa.org

Contact: Dawn Michele Bellis; dbellis@nfpa.org

Revision

BSR/NFPA 225-202x, Model Manufactured Home Installation Standard (revision of ANSI/NFPA 225-2021)

Stakeholders: Manufacturers, users, installers/maintainers, labor, enforcing authorities, insurance, consumers, special experts, and research and testing.

Project Need: Public interest and need.

Scope: This model standard shall cover the installation of manufactured homes wherever sited in the United States and its territories. The manufacturer's installation instructions shall apply under either of the following conditions: (1) To items not covered by this standard; (2) Where the manufacturer's approved installation instructions provide a specific method of performing a specific operation or assembly. Utilization of this standard by the homeowner and installation crew and use of a registered professional engineer in those unusual circumstances as required by this standard will help ensure the homeowner of a well-built, safe, and affordable home. This standard contains instructions, including specifications and procedures, for installation of utility connections of a manufactured home. It has been written in an objective manner so that it can be understood by those who are trained in the installation of manufactured homes and who are properly licensed. It discusses the installation of the home from preparation of the site through final inspection. It includes many tables and figures giving important data for proper installation.

NFPA (National Fire Protection Association)

One Batterymarch Park, Quincy, MA 02169 www.nfpa.org

Contact: Dawn Michele Bellis; dbellis@nfpa.org

Revision

BSR/NFPA 501A-202x, Standard for Fire Safety Criteria for Manufactured Home Installations, Sites, and Communities (revision of ANSI/NFPA 501A-2021)

Stakeholders: Manufacturers, users, installers/maintainers, labor, enforcing authorities, insurance, consumers, special experts, and research and testing.

Project Need: Public interest and need.

Scope: This standard shall cover fire safety requirements for the installation of manufactured homes and manufactured home sites, including accessory buildings, structures, and communities.

NFPA (National Fire Protection Association)

One Batterymarch Park, Quincy, MA 02169 www.nfpa.org

Contact: Dawn Michele Bellis; dbellis@nfpa.org

Revision

BSR/NFPA 555-202x, Guide on Methods for Evaluating Potential for Room Flashover (revision of ANSI/NFPA 555-2021)

Stakeholders: Manufacturers, users, installers/maintainers, labor, enforcing authorities, insurance, consumers, special experts, and research and testing.

Project Need: Public interest and need.

Scope: This guide addresses methods for evaluating the potential for room flashover from fire involving the contents, furnishings, and interior finish of a room. The methods addressed by this guide include prevention of ignition; installation of automatic fire suppression systems; control of ventilation factors; and limitation of the heat release rate of individual and grouped room contents, furnishings, and interior finish. The accuracy, precision, and relevance of this guide are a function of the accuracy, precision, and relevance of the data from the test methods and calculations used. The principles and concepts presented are among the most reliable available. The use of these techniques can help to minimize the probability of flashover or delay its occurrence, but might not prevent it.

NFPA (National Fire Protection Association)

One Batterymarch Park, Quincy, MA 02169 www.nfpa.org

Contact: Dawn Michele Bellis; dbellis@nfpa.org

Revision

BSR/NFPA 909-202x, Code for the Protection of Cultural Resource Properties - Museums, Libraries, and Places of Worship (revision of ANSI/NFPA 909-2021)

Stakeholders: Manufacturers, users, installers/maintainers, labor, enforcing authorities, insurance, consumers, special experts, and research and testing.

Project Need: Public interest and need.

Scope: This code describes principles and practices of protection for cultural resource properties (including, but not limited to, museums, libraries, and places of worship), their contents, and collections, against conditions or physical situations with the potential to cause damage or loss. This code covers ongoing operations and rehabilitation and acknowledges the need to preserve culturally significant and character-defining building features and sensitive, often irreplaceable, collections and to provide continuity of operations. Principles and practices for life safety in cultural resource properties are outside the scope of this code. Where this code includes provisions for maintaining means of egress and controlling occupant load, it is to facilitate the evacuation of items of cultural significance, allow access for damage limitation teams in an emergency, and prevent damage to collections through overcrowding or as an unintended consequence of an emergency evacuation. Cultural resource properties should comply with the provisions of NFPA 101, Life Safety Code. Library and museum collections that are privately owned and not open to the public shall not be required to meet the requirements of this code.

PDA (Parenteral Drug Association)

Bethesda Towers, 4350 East-West Highway, Suite 600, Bethesda, MD 20814 www.pda.org

Contact: Christine Alston-Roberts; roberts@pda.org

New Standard

BSR/PDA Standard 08-202x, Apheresis Collection for Cell and Gene Therapy Products (new standard)

Stakeholders: Manufacturers (ex.-Kite, Novartis, Janssen, GSK, Dendreon)

Regulators (ex.- FDA, MHRA, EMA).

Users (ex.- Cell collection centers/Mayo Clinic)

Health Systems; General Interest (ex.-Professional Organizations like AABB, FACT, Be the Match, and ASFA).

Project Need: To reduce the variation in apheresis collection requirements by establishing standard approaches to reduce the number of variable steps. To create an aligned format of communication of product manufacturers'/sponsors' cell collection requirements through the creation of a standard leukapheresis manual/SOP template.

Scope: This project is intended to create a standard document outlining recommendations for product manufacturer/sponsor requirements for the apheresis cell collection. It will also create a standardized template for the leukapheresis manuals/SOPs written by product manufacturers/sponsors for the apheresis centers. This combined effort will work to reduce the burden upon the collection centers and, in doing so, reduce errors.

SCTE (Society of Cable Telecommunications Engineers)

140 Philips Rd, Exton, PA 19341 www.scte.org

Contact: Kim Cooney; kcooney@scte.org

Revision

BSR/SCTE 15-202x, Specification for Trunk, Feeder and Distribution Coaxial Cable (revision of ANSI/SCTE 15-2019)

Stakeholders: Cable Telecommunications industry.

Project Need: Update Current Technology.

Scope: This specification applies to material, electrical, and mechanical properties of seventy-five-ohm coaxial cables as defined in this standard. Seventy-five-ohm coaxial cables are used to distribute radio frequency (R.F.), digital signals and power as applicable.

Call for Comment on Standards Proposals

American National Standards

This section solicits public comments on proposed draft new American National Standards, including the national adoption of ISO and IEC standards as American National Standards, and on proposals to revise, reaffirm or withdraw approval of existing American National Standards. A draft standard is listed in this section under the ANSI-accredited standards developer (ASD) that sponsors it and from whom a copy may be obtained. Comments in connection with a draft American National Standard must be submitted in writing to the ASD no later than the last day of the comment period specified herein. Such comments shall be specific to the section(s) of the standard under review and include sufficient detail so as to enable the reader to understand the commenter's position, concerns and suggested alternative language, if appropriate. Please note that the ANSI Executive Standards Council (ExSC) has determined that an ASD has the right to require that interested parties submit public review comments electronically, in accordance with the developer's procedures.

Ordering Instructions for "Call-for-Comment" Listings

1. Order from the organization indicated for the specific proposal.
2. Use the full identification in your order, including the BSR prefix; for example, Electric Fuses BSR/SAE J554.
3. Include remittance with all orders.
4. BSR proposals will not be available after the deadline of call for comment.

Comments should be addressed to the organization indicated, with a copy to the Board of Standards Review, American National Standards Institute, 25 West 43rd Street, New York, NY 10036. e-mail: psa@ansi.org

* Standard for consumer products

Comment Deadline: May 16, 2021

ASHRAE (American Society of Heating, Refrigerating and Air-Conditioning Engineers, Inc.)

180 Technology Parkway, Peachtree Corners, GA 30092 p: (404) 636-8400 w: www.ashrae.org

Addenda

BSR/ASHRAE/IES Addendum b to BSR/ASHRAE/IES Standard 90.2-202x, Energy Efficient Design of Low-Rise Residential Buildings (addenda to ANSI/ASHRAE/IES Standard 90.2-2018)

This proposal intends to clarify the classification of the lighting provisions to better indicate which provisions apply to common areas (in multifamily structures or common buildings in single family developments) and which provisions apply to the dwelling units.

[Click here to view these changes in full](#)

Send comments (with optional copy to psa@ansi.org) to: <https://www.ashrae.org/technical-resources/standards-and-guidelines/public-review-drafts>

NSF (NSF International)

789 N. Dixboro Road, Ann Arbor, MI 48105-9723 p: (734) 827-3817 w: www.nsf.org

Revision

BSR/NSF 4-202x (i21r8), Commercial Cooking, Rethermalization, and Powered Hot Food Holding and Transportation Equipment (revision of ANSI/NSF 4-2019)

Equipment covered by this Standard includes, but is not limited to, ranges, ovens, fat/oil fryers, fat/oil filters, griddles, tilting griddle skillets, broilers, steam and pressure cookers, kettles, rotisseries, toasters, coffee makers and other hot beverage makers, component water heating equipment, proofing boxes and cabinets, hot-food holding equipment, rethermalization equipment, and hot-food transport cabinets.

[Click here to view these changes in full](#)

Send comments (with optional copy to psa@ansi.org) to: arose@nsf.org

Comment Deadline: May 16, 2021

UL (Underwriters Laboratories)

47173 Benicia Street, Fremont, CA 94538 p: (510) 319-4269 w: <https://ul.org/>

Revision

BSR/UL 268-202x, Standard for Safety for Smoke Detectors for Fire Alarm Systems (revision of ANSI/UL 268-2019)

Second recirculation of proposal revising the Correction of Formula in Clause 72.2 (c) originally proposed July 24, 2020 and recirculated on January 22, 2021.

[Click here to view these changes in full](#)

Send comments (with optional copy to psa@ansi.org) to: Follow the instructions in the following website to enter comments into the CSDS Work Area: <https://csds.ul.com/Home/ProposalsDefault.aspx>

UL (Underwriters Laboratories)

333 Pfingsten Road, Northbrook, IL 60062 p: (847) 664-1292 w: <https://ul.org/>

Revision

BSR/UL 498D-202X, Standard for Safety for Attachment Plugs, Cord Connectors and Receptacles with Arcuate (Locking Type) Contacts (revision of ANSI/UL 498D-2020)

This proposal for UL 498D covers: (1) Alternative terminal identifier for the connection of the grounded conductor.

[Click here to view these changes in full](#)

Send comments (with optional copy to psa@ansi.org) to: Follow the instructions in the following website to enter comments into the CSDS Work Area: <https://csds.ul.com/Home/ProposalsDefault.aspx>

UL (Underwriters Laboratories)

333 Pfingsten Road, Northbrook, IL 60062 p: (847) 664-1292 w: <https://ul.org/>

Revision

BSR/UL 498F-202x, Standard for Safety for Plugs, Socket-Outlets and Couplers with Arcuate (Locking Type) Contacts (revision of ANSI/UL 498F-2020)

This proposal for UL 498F covers: (1) Alternative terminal identifier for the connection of the grounded conductor.

[Click here to view these changes in full](#)

Send comments (with optional copy to psa@ansi.org) to: Follow the instructions in the following website to enter comments into the CSDS Work Area: <https://csds.ul.com/Home/ProposalsDefault.aspx>

UL (Underwriters Laboratories)

12 Laboratory Drive, Research Triangle Park, NC 27709-3995 p: (919) 316-5147 w: <https://ul.org/>

Revision

BSR/UL 1206-202x, Standard for Safety for Electric Commercial Clothes-Washing (revision of ANSI/UL 1206-2019)

(1) Proposed revision to add an alternative reference to the Standard for Adjustable Speed Electric Power Drive Systems, UL 61800-5-1.

[Click here to view these changes in full](#)

Send comments (with optional copy to psa@ansi.org) to: Follow the instructions in the following website to enter comments into the CSDS Work Area: <https://csds.ul.com/Home/ProposalsDefault.aspx>

Comment Deadline: May 16, 2021

UL (Underwriters Laboratories)

12 Laboratory Drive, Research Triangle Park, NC 27709-3995 p: (919) 549-1636 w: <https://ul.org/>

Revision

BSR/UL 1699B-202X, Standard for Safety for Photovoltaic (PV) DC Arc-Fault Circuit Protection (revision of ANSI/UL 1699B -2018)

(1) Revision to requirements for the self-testing of circuits; (2) Additional set-up figure for the Arc-Fault Detection Test; (3) Revision for additional single/dual module test configurations; (4) Clarification of miscellaneous requirements; (6) Clarification when using array simulators.

[Click here to view these changes in full](#)

Send comments (with optional copy to psa@ansi.org) to: Follow the instructions in the following website to enter comments into the CSDS Work Area: <https://csds.ul.com/Home/ProposalsDefault.aspx>

Comment Deadline: May 31, 2021

AAFS (American Academy of Forensic Sciences)

410 North 21st Street, Colorado Springs, CO 80904 p: (719) 453-1036 w: www.aafs.org

New Standard

BSR/ASB BRP 156-202x, Guidelines for Specimen Collection and Preservation for Forensic Toxicology (new standard)

This document delineates guidelines for the collection of forensic toxicology specimens, their amounts, preservatives, and storage conditions. This guideline applies to specimens collected for laboratories performing forensic toxicological analysis in the following sub-disciplines: postmortem toxicology, human performance toxicology (e.g., drug-facilitated crimes and driving-under-the-influence of alcohol or drugs) and other forensic testing (e.g., court-ordered toxicology, general forensic toxicology). It is not intended for the area of breath alcohol toxicology.

Single copy price: Free

Obtain an electronic copy from: Document and comments template can be viewed on the AAFS Standards Board website at: <http://www.asbstandardsboard.org/notice-of-standard-development-and-coordination//>

Order from: Document will be provided electronically on AAFS Standards Board website (www.asbstandardsboard.org) free of charge.

Send comments (with optional copy to psa@ansi.org) to: asb@aafs.org

AAFS (American Academy of Forensic Sciences)

410 North 21st Street, Colorado Springs, CO 80904 p: (719) 453-1036 w: www.aafs.org

New Standard

BSR/ASB Std 140-202x, Standard for Training in Forensic Human Mitochondrial DNA Analysis, Interpretation, Comparison, Statistical Evaluation, and Reporting (new standard)

This document provides the requirements for a forensic DNA laboratory's training program in forensic human mitochondrial DNA (mtDNA) analysis, interpretation, comparison, statistical evaluation, and reporting.

Please note that comments on a re-circulation will only be accepted on revised sections of a document, comments made to text not revised from the original public comment period will not be accepted.

Single copy price: Free

Obtain an electronic copy from: This is a public comment period for a recirculation. Updated document, redline version, and comments can be viewed on the AAFS Standards Board website at: <http://www.asbstandardsboard.org/notice-of-standard-development-and-coordination/>.

Order from: Document will be provided electronically on AAFS Standards Board website (www.asbstandardsboard.org) free of charge.

Send comments (with optional copy to psa@ansi.org) to: asb@aafs.org

Comment Deadline: May 31, 2021

ABYC (American Boat and Yacht Council)

613 Third Street, Suite 10, Annapolis, MD 21403 p: (410) 990-4460 w: www.abycinc.org

New Standard

BSR/ABYC A-7-202x, Liquid and Solid Fueled Boat Heating Systems (new standard)

This standard applies to the design, construction, and installation of permanently installed boat accommodation space heating units and systems using only liquid or solid fuels.

Single copy price: \$50.00

Obtain an electronic copy from: www.abycinc.org

Send comments (with optional copy to psa@ansi.org) to: comments@abycinc.org

ABYC (American Boat and Yacht Council)

613 Third Street, Suite 10, Annapolis, MD 21403 p: (410) 990-4460 w: www.abycinc.org

Revision

BSR/ABYC A-3-202x, Cooking Appliances (revision of ANSI/ABYC A-3-2013)

This standard applies to the design, construction, installation, and maintenance of permanently installed cooking appliances on boats.

Single copy price: \$50.00

Obtain an electronic copy from: www.abycinc.org

Send comments (with optional copy to psa@ansi.org) to: comments@abycinc.org

ABYC (American Boat and Yacht Council)

613 Third Street, Suite 10, Annapolis, MD 21403 p: (410) 990-4460 w: www.abycinc.org

Revision

BSR/ABYC A-27-202x, Alternating Current (AC) Generator Sets (revision of ANSI/ABYC A-27-2016)

This standard applies to the design, construction, and installation of alternating current (AC) generator sets intended for permanent installation and operation on boats.

Single copy price: \$50.00

Obtain an electronic copy from: www.abycinc.org

Order from: www.abycinc.org

Send comments (with optional copy to psa@ansi.org) to: comments@abycinc.org

ANS (American Nuclear Society)

555 North Kensington Avenue, La Grange Park, IL 60526 p: (708) 579-8268 w: www.ans.org

Reaffirmation

BSR/ANS 2.17-2010 (R202x), Evaluation of Subsurface Radionuclide Transport at Commercial Nuclear Power Plants (reaffirmation of ANSI/ANS 2.17-2010 (R2016))

This standard provides criteria for the determination of the concentration of radionuclides in the ground water resulting from both postulated accidents and routine releases from nuclear facilities.

Single copy price: \$138.00

Obtain an electronic copy from: orders@ans.org

Order from: orders@ans.org

Send comments (with optional copy to psa@ansi.org) to: Patricia Schroeder; pschroeder@ans.org

Comment Deadline: May 31, 2021

ANS (American Nuclear Society)

555 North Kensington Avenue, La Grange Park, IL 60526 p: (708) 579-8268 w: www.ans.org

Reaffirmation

BSR/ANS 10.4-2008 (R202x), Verification and Validation of Non-Safety-Related Scientific and Engineering Computer Programs for the Nuclear Industry (reaffirmation of ANSI/ANS 10.4-2008 (R2016))

This standard provides requirements and guidelines for the verification and validation (V&V) of non-safety-related scientific analysis and engineering computer programs developed for use by the nuclear industry. The scope is restricted to research, analysis, engineering, and other non-safety related applications. This standard also excludes computer programs developed for non-safety-related digital control systems.

Single copy price: \$130.00

Obtain an electronic copy from: orders@ans.org

Order from: orders@ans.org

Send comments (with optional copy to psa@ansi.org) to: Patricia Schroeder; pschroeder@ans.org

ASA (ASC S1) (Acoustical Society of America)

1305 Walt Whitman Road, Suite 300, Melville, NY 11747 p: (516) 576-2341 w: www.acousticalsociety.org

National Adoption

BSR/ASA S1.15, Part 3-202x/IEC 61094-3-2016, Electroacoustics - Measurement microphones - Part 3: Primary method for free-field calibration of laboratory standard microphones by the reciprocity technique (identical national adoption of IEC 61094-3:2016)

This part of IEC 61094 specifies a primary method of determining the complex free-field sensitivity of laboratory standard microphones so as to establish a reproducible and accurate basis for the measurement of sound pressure under free-field conditions, is applicable to laboratory standard microphones meeting the requirements of IEC 61094-1, and is intended for use by laboratories with highly experienced staff and specialized equipment.

Single copy price: \$149.00

Obtain an electronic copy from: standards@acousticalsociety.org

Order from: Nancy Blair-DeLeon; standards@acousticalsociety.org

Send comments (with optional copy to psa@ansi.org) to: Same

ASA (ASC S1) (Acoustical Society of America)

1305 Walt Whitman Road, Suite 300, Melville, NY 11747 p: (516) 576-2341 w: www.acousticalsociety.org

National Adoption

BSR/ASA S1.15, Part 4-202x/IEC 61094-4-1995, Electroacoustics - Measurement microphones - Part 4: Specifications for working standard microphones (identical national adoption of IEC 61094-4:1995)

This part of IEC 1094 is applicable to working standard microphones. It specifies mechanical dimensions and certain electroacoustical characteristics for working standard microphones used in measuring systems for the determination of sound pressure to enable these microphones to be used as transfer standards in the calibration of acoustic measurement instruments. It establishes a system for classifying working standard microphones into a number of types according to their dimensions and properties in order to facilitate the specification of measurement systems, the calibration of measuring systems and microphones by sound calibrators, and the interchangeability of microphones in given measuring and calibration systems. It does not specify the transduction principle by which working standard microphones operate.

Single copy price: \$40.00

Obtain an electronic copy from: standards@acousticalsociety.org

Order from: Nancy Blair-DeLeon; standards@acousticalsociety.org

Send comments (with optional copy to psa@ansi.org) to: Same

Comment Deadline: May 31, 2021

ASA (ASC S1) (Acoustical Society of America)

1305 Walt Whitman Road, Suite 300, Melville, NY 11747 p: (516) 576-2341 w: www.acousticalsociety.org

National Adoption

BSR/ASA S1.15, Part 6-202x/IEC 61094-6-2004, Electroacoustics - Measurement microphones - Part 6: Electrostatic actuators for determination of frequency response (identical national adoption of IEC 61094-6:2004)

This part of IEC 61094 gives guidelines for the design of actuators for microphones equipped with electrically conductive diaphragms; gives methods for the validation of electrostatic actuators; and gives a method for determining the electrostatic actuator response of a microphone. The applications of electrostatic actuators are not fully described within this standard but may include a technique for detecting changes in the frequency response of a microphone, a technique for determining the environmental influence on the response of a microphone, a technique for determining the free-field or pressure response of a microphone without specific acoustical test facilities, by the application of predetermined correction values specific to the microphone model and actuator used, a technique applicable at high frequencies not typically covered by calibration methods using sound excitation.

Single copy price: \$176.00

Obtain an electronic copy from: standards@acousticalsociety.org

Order from: Nancy Blair-DeLeon; standards@acousticalsociety.org

Send comments (with optional copy to psa@ansi.org) to: Same

ASA (ASC S1) (Acoustical Society of America)

1305 Walt Whitman Road, Suite 300, Melville, NY 11747 p: (516) 576-2341 w: www.acousticalsociety.org

National Adoption

BSR/ASA S1.15, Part 7-202x/IEC TS 61094-7-2006, Electroacoustics - Measurement microphones - Part 7: Values for the difference between free field and pressure sensitivity levels of laboratory standard microphones (identical national adoption of IEC TS 61094-7:2006)

This gives a polynomial function derived from a least square fit to data from several laboratories, for the differences between free-field and pressure sensitivity levels of laboratory standard microphones as specified in IEC 61094-1, enables determination of the free-field sensitivity level of a laboratory standard microphone for zero-degrees incidence in air by adding values of these differences to the pressure sensitivity level, gives tabulated values for the polynomial function for a range of frequency and temperature, is applicable when a suitable free-field calibration is not available.

Single copy price: \$40.00

Obtain an electronic copy from: standards@acousticalsociety.org

Order from: Nancy Blair-DeLeon; standards@acousticalsociety.org

Send comments (with optional copy to psa@ansi.org) to: Same

ASA (ASC S1) (Acoustical Society of America)

1305 Walt Whitman Road, Suite 300, Melville, NY 11747 p: (516) 576-2341 w: www.acousticalsociety.org

National Adoption

BSR/ASA S1.15, Part 8-202x/IEC 61094-8-2012, Electroacoustics - Measurement microphones - Part 8: Methods for determining the free-field sensitivity of working standard microphones by comparison (identical national adoption of IEC 61094-8:2012)

This part of the IEC 61094 series is applicable to working standard microphones meeting the requirements of IEC 61094-4. It describes methods of determining the free-field sensitivity by comparison with a laboratory standard microphone or working standard microphone (where applicable) that has been calibrated according to either: IEC 61094-3; IEC 61094-2, or IEC 61094-5, and where factors given in IEC/TS 61094-7 have been applied; IEC 61094-6; this part of IEC 61094.

Single copy price: \$174.00

Obtain an electronic copy from: standards@acousticalsociety.org

Order from: Nancy Blair-DeLeon; standards@acousticalsociety.org

Send comments (with optional copy to psa@ansi.org) to: Same

Comment Deadline: May 31, 2021

ASA (ASC S1) (Acoustical Society of America)

1305 Walt Whitman Road, Suite 300, Melville, NY 11747 p: (516) 576-2341 w: www.acousticalsociety.org

National Adoption

BSR/ASA S1.15 Part 5-202x/IEC 61094-5-2016, Electroacoustics - Measurement microphones - Part 5: Methods for pressure calibration of working standard microphones by comparison (identical national adoption of IEC 61094-5:2016)

This part of IEC 61094-5 is applicable to working standard microphones with removable protection grids meeting the requirements of IEC 61094-4 and to laboratory standard microphones meeting the requirements of IEC 61094-1. This part of IEC 61094 describes methods of determining the pressure sensitivity by comparison with either a laboratory standard microphone or another working standard microphone with known sensitivity in the respective frequency range.

Single copy price: \$123.00

Obtain an electronic copy from: standards@acousticalsociety.org

Order from: Nancy Blair-DeLeon; standards@acousticalsociety.org

Send comments (with optional copy to psa@ansi.org) to: Same

ASA (ASC S3) (Acoustical Society of America)

1305 Walt Whitman Road, Suite 300, Melville, NY 11747 p: (516) 576-2341 w: www.acousticalsociety.org

Revision

BSR/ASA S3.35-202x, Standard Method of Measurement of Performance Characteristics of Hearing Aids Under Simulated Real-Ear Working Conditions (revision of ANSI/ASA S3.35-2010 (R2020))

This standard describes techniques used to measure hearing aids under simulated conditions of real ear use. For the purpose of these measurements, a standard manikin and ear simulator are used to represent a typical hearing aid wearer. Acoustical requirements of the test space as well as how the manikin is positioned with respect to the sound source are given. Two methods are presented to control the level of the incident sound field during the testing. Procedures are provided to obtain both the aided gain and the insertion gain, in order to determine the increase in sound pressure relative to the unaided condition, with and without the acoustical effect of the manikin. Procedures are also provided to obtain the directional response of the hearing aid on the manikin as a function of azimuth and elevation of the sound source, and to calculate the directivity index from the directional response.

Single copy price: \$165.00

Obtain an electronic copy from: standards@acousticalsociety.org

Order from: Nancy Blair-DeLeon; standards@acousticalsociety.org

Send comments (with optional copy to psa@ansi.org) to: Same

ASSP (ASC A10) (American Society of Safety Professionals)

520 N. Northwest Highway, Park Ridge, IL 60068 p: (847) 768-3411 w: www.assp.org

Withdrawal

ANSI ASSE A10.27-1998 (R2017), Hot Mix Asphalt Facilities (withdrawal of ANSI ASSE A10.27-1998 (R2017))

This standard provides recommendations concerning the design, manufacture, operating processes, and equipment associated with the production of hot asphalt (HMA) mixing facilities. Included are raw material handling and storage, equipment operation to produce asphalt mixtures and the delivery of mixes into vehicles for transport to users. Routine maintenance, housekeeping, and allied functions are included.

Single copy price: \$Not Available

Obtain an electronic copy from: Tim Fisher at TFisher@ASSP.Org

Order from: Tim Fisher - N.A - Withdrawal

Send comments (with optional copy to psa@ansi.org) to: Tim Fisher; tfisher@assp.org

Comment Deadline: May 31, 2021

ASSP (ASC A10) (American Society of Safety Professionals)

520 N. Northwest Highway, Park Ridge, IL 60068 p: (847) 768-3411 w: www.assp.org

Withdrawal

ANSI/ASSE A10.17-2006 (R2011), Safe Operating Practices for Hot Mix Asphalt (HMA) Construction (withdrawal of ANSI/ASSE A10.17-2006 (R2011))

This standard applies to those operations involving hot mix asphalt (bituminous) mixtures and materials for construction and resurfacing. Safe work practices are included for the protection of workers and the public and are to be considered the vital safety requirements for designers, manufacturers, and installers of such equipment and materials.

Single copy price: \$Not Available

Obtain an electronic copy from: Tim Fisher at TFisher@ASSP.Org

Order from: Tim Fisher - N/A - Withdrawal

Send comments (with optional copy to psa@ansi.org) to: Tim Fisher; tfisher@assp.org

ASSP (ASC A10) (American Society of Safety Professionals)

520 N. Northwest Highway, Park Ridge, IL 60068 p: (847) 768-3411 w: www.assp.org

Withdrawal

ANSI/ASSE A10.20-2006 (R2016), Safe Operating Practices for Tile, Terrazzo and Marble Work (withdrawal of ANSI/ASSE A10.20-2006 (R2016))

This standard establishes safety requirements for construction operations and equipment used in the handling and installation of ceramic tile, terrazzo, and marble. It is intended to apply to buildings of all kinds and to heavy construction, such as work in tunnels.

Single copy price: \$Not Available

Obtain an electronic copy from: Tim Fisher at TFisher@ASSP.Org

Order from: Tim Fisher - N/A - Withdrawal

Send comments (with optional copy to psa@ansi.org) to: Tim Fisher; tfisher@assp.org

ASSP (ASC A10) (American Society of Safety Professionals)

520 N. Northwest Highway, Park Ridge, IL 60068 p: (847) 768-3411 w: www.assp.org

Withdrawal

ANSI/ASSP A10.10-2015, Temporary & Portable Space Heating Devices (withdrawal of ANSI/ASSP A10.10-2015)

This standard provides minimum safety requirements for the selection, installation, operation, and maintenance of space heating devices and equipment of temporary and portable design. It covers the heater unit and its integral parts through to their connection for fuel, but does not cover separate supply tanks or valving.

Single copy price: \$Not Available

Obtain an electronic copy from: Tim Fisher at TFisher@ASSP.Org

Order from: Tim Fisher - N.A - Withdrawal

Send comments (with optional copy to psa@ansi.org) to: Tim Fisher; tfisher@assp.org

Comment Deadline: May 31, 2021

AWS (American Welding Society)

8669 NW 36th Street, Suite 130, Miami, FL 33166-6672 p: (305) 443-9353 301 w: www.aws.org

Revision

BSR/AWS A5.18/A5.18M-202X, Specification for Carbon Steel Electrodes and Rods for Gas Shielded Arc Welding (revision of ANSI/AWS A5.18/A5.18M-2017)

This specification prescribes the requirements for classification of carbon steel electrodes and rods, including solid, composite-stranded and composite-metal-cored electrodes for gas-shielded arc welding. Classification is based on chemical composition of the electrode for solid electrodes and rods, chemical composition of weld metal for composite-stranded and composite-metal-cored electrodes and rods, and the as-welded mechanical properties of the weld metal for each. Additional requirements are included for usability, manufacturing, diameters, lengths, and packaging. A guide is appended to the specification as a source of information concerning the classification system employed and the intended use of the electrodes and rods. This specification makes use of both U.S. Customary Units and the International System of Units (SI). Since these units are not equivalent, each system must be used independently of the other.

Single copy price: \$36.00

Obtain an electronic copy from: gupta@aws.org

Order from: N/A

Send comments (with optional copy to psa@ansi.org) to: Rakesh Gupta; gupta@aws.org

AWS (American Welding Society)

8669 NW 36th Street, Suite 130, Miami, FL 33166-6672 p: (305) 443-9353 301 w: www.aws.org

Revision

BSR/AWS A5.20/A5.20M-202X, Specification for Carbon Steel Electrodes for Flux Cored Arc Welding (revision of ANSI/AWS A5.20/A5.20M-2005 (R2015))

This specification prescribes the requirements for classification of carbon steel electrodes for flux-cored arc welding. The requirements include chemical composition and mechanical properties of the weld metal and certain usability characteristics. It also includes optional supplemental designators for lower-temperature toughness requirements, diffusible hydrogen limits and shielding gas-range designators. Additional requirements are included for standard sizes, marking, manufacturing, and packaging. A guide is appended to the specification as a source of information concerning the classification system employed and the intended use of carbon-steel flux-cored electrodes. This specification makes use of both U.S. Customary Units and the International System of Units (SI). Since these are not equivalent, each system must be used independently of the other.

Single copy price: \$36.00

Obtain an electronic copy from: gupta@aws.org

Order from: N/A

Send comments (with optional copy to psa@ansi.org) to: Rakesh Gupta; gupta@aws.org

IAPMO (ASSE Chapter) (ASSE International Chapter of IAPMO)

18927 Hickory Creek Drive, Suite 220, Mokena, IL 60448 p: (909) 519-0740 w: www.asse-plumbing.org

Revision

BSR/ASSE 1013-202x, Performance Requirements for Reduced Pressure Principle Backflow Prevention Assemblies (revision of ANSI/ASSE 1013-2011)

The purpose of Reduced Pressure Principle Backflow Prevention Assemblies (RP) is to keep contaminated water from flowing back into a potable water distribution system when some abnormality in the system causes the pressure to be temporarily higher in the contaminated part of the system than in the potable water supply piping.

Single copy price: Free

Obtain an electronic copy from: terry.burger@asse-plumbing.org

Send comments (with optional copy to psa@ansi.org) to: Terry Burger; terry.burger@asse-plumbing.org

Comment Deadline: May 31, 2021

IAPMO (ASSE Chapter) (ASSE International Chapter of IAPMO)

18927 Hickory Creek Drive, Suite 220, Mokena, IL 60448 p: (909) 519-0740 w: www.asse-plumbing.org

Revision

BSR/ASSE 1015-202x, Performance Requirements for Double Check Backflow Prevention Assemblies (revision of ANSI/ASSE 1015-2011)

The purpose of Double Check Backflow Prevention Assemblies (DC) is to keep polluted water from flowing into a potable-water distribution system when some abnormality in the system causes the pressure to be temporarily higher in the polluted part of the system than in the potable-water supply piping.

Single copy price: Free

Obtain an electronic copy from: terry.burger@asse-plumbing.org

Send comments (with optional copy to psa@ansi.org) to: Terry Burger; terry.burger@asse-plumbing.org

IAPMO (ASSE Chapter) (ASSE International Chapter of IAPMO)

18927 Hickory Creek Drive, Suite 220, Mokena, IL 60448 p: (909) 519-0740 w: www.asse-plumbing.org

Revision

BSR/ASSE 1047-202x, Performance Requirements for Reduced Pressure Detector Backflow Prevention Assemblies (revision of ANSI/ASSE 1047-2011)

The purpose of a Reduced Pressure Detector Backflow Prevention Assembly is to keep contaminated water from flowing back into a potable-water distribution system when some abnormality in the system causes the pressure to be temporarily higher in the contaminated part of the system than in the potable-water supply piping. These assemblies are designed to detect low rates of flow up to 2.0 g/m (0.13 L/s) caused by leakage or unauthorized use.

Single copy price: Free

Obtain an electronic copy from: terry.burger@asse-plumbing.org

Send comments (with optional copy to psa@ansi.org) to: Terry Burger; terry.burger@asse-plumbing.org

IAPMO (ASSE Chapter) (ASSE International Chapter of IAPMO)

18927 Hickory Creek Drive, Suite 220, Mokena, IL 60448 p: (909) 519-0740 w: www.asse-plumbing.org

Revision

BSR/ASSE 1048-202x, Performance Requirements for Double Check Detector Backflow Prevention Assemblies (revision of ANSI/ASSE 1048-2011)

The purpose of Double Check Detector Backflow Prevention Assemblies is to keep polluted water from flowing into a potable-water distribution system when some abnormality in the system causes the pressure to be temporarily higher in the polluted part of the system than in the potable-water supply piping. These assemblies are also designed to detect low rates of flow up to 2 g/m (0.13 L/s) caused by leakage or unauthorized use.

Single copy price: Free

Obtain an electronic copy from: terry.burger@asse-plumbing.org

Send comments (with optional copy to psa@ansi.org) to: Terry Burger; terry.burger@asse-plumbing.org

IEEE (ASC N42) (Institute of Electrical and Electronics Engineers)

445 Hoes Lane, Piscataway, NJ 08854 p: (732) 562-3874 w: www.ieee.org

New Standard

BSR N42.50-202x, Standard Performance Specifications for Instrumentation Systems Designed for Measuring Radon Progeny in Air (new standard)

This standard specifies minimum performance requirements and performance testing requirements for instruments designed to measure radon progeny in air. Radon progeny has historically been characterized in terms of its potential alpha energy concentration (PAEC), expressed in either units of Working Level (WL) or joules · m⁻³. As WL is the term that is correlated with dose and therefore risk, it is a target for regulatory control and so is therefore considered in this standard. This standard addresses the needs of users, manufacturers, and regulators concerned with radon progeny measurements.

Single copy price: \$58.00

Obtain an electronic copy from: j.santulli@ieee.org

Send comments (with optional copy to psa@ansi.org) to: Jennifer Santulli; J.Santulli@ieee.org

Comment Deadline: May 31, 2021

LES (Licensing Executives Society (U.S. and Canada))

11130 Sunrise Valley Drive, Suite 350, Reston, VA 20191 p: (949) 981-1562 w: www.les.org

New Standard

BSR/LES Version 1.1-202x, Management System for the Protection of Intellectual Property in the Supply Chain - Requirements (new standard)

Developed by the LES Standards Development Organization, the Management System for the Protection of Intellectual Property in the Supply Chain – Requirements draft standard defines a common set of expectations for what organizations can and should do to protect all types of their own IP and the IP of customers, suppliers, and partners. The Committee's vision is to achieve standardization around how organizations develop and implement an intellectual property protection management system. This standard seeks to supplement legal and contractual IP protection methods through performance standards and business processes and practices that define the management systems required to protect all types of intellectual property (IP) in the global supply chain. The LES Standards Development Organization encourages IP thought leaders around the globe to participate in the public review and comment of LES draft standards as part of the standardization development process. As an Accredited Standards Developer of the standards Institute (ANSI), LES provides the 45-day public review period to encourage manufacturers, distributors, and any interested stakeholder to represent each organization's best interests while helping to shape this field for the future.

Single copy price: Free

Obtain an electronic copy from: <https://members.lesusacanada.org/page/Standards-Review>

Order from: Standards@LES.org

Send comments (with optional copy to psa@ansi.org) to: <https://members.lesusacanada.org/page/Standards-Review>

NEMA (ASC C8) (National Electrical Manufacturers Association)

1300 North 17th Street, Suite 900, Arlington, VA 22209 p: (571) 426-3226 w: www.nema.org

New Standard

BSR ICEA P-124-736-202x, Code Words for 600V Underground Distribution Cable (new standard)

This publication includes a listing of code words for 600-volt underground distribution cables covered by the ANSI/ICEA S-105-692 and S-81-570 standards. Also included is a procedure for registering new code words and the details of the designation system.

Single copy price: \$100.00

Obtain an electronic copy from: KHALED.MASRI@NEMA.ORG

Order from: Communications@nema.org

Send comments (with optional copy to psa@ansi.org) to: Khaled Masri; Khaled.Masri@nema.org

NEMA (ASC C8) (National Electrical Manufacturers Association)

1300 North 17th Street, Suite 900, Arlington, VA 22209 p: (571) 426-3226 w: www.nema.org

New Standard

BSR ICEA P-127-737-202x, Code Words for Overhead Aluminum Covered Conductors and 600 Volt Overhead Cables (new standard)

This publication includes a listing of code words for Overhead Aluminum Covered Conductors and 600-Volt Overhead Cables covered by the ANSI/ICEA S-70-547 and S-76-474 standards, respectively. Also included is a procedure for registering new code words and the details of the designation system.

Single copy price: \$100.00

Obtain an electronic copy from: KHALED.MASRI@NEMA.ORG

Order from: <http://www.nema.org/Standards/About-Standards/Pages/How-to-Purchase-a-NEMA-Standard.aspx>

Send comments (with optional copy to psa@ansi.org) to: Khaled Masri; Khaled.Masri@nema.org

Comment Deadline: May 31, 2021

NFPA (National Fire Protection Association)

One Batterymarch Park, Quincy, MA 02269-9101 p: (617) 984-7248 w: www.nfpa.org

NFPA FIRE PROTECTION STANDARDS DOCUMENTATION

The National Fire Protection Association announces the availability of the NFPA Second Draft Report for concurrent review and comment by NFPA and ANSI. These Second Draft Reports contain the disposition of public comment(s) that were received for standards in the ERRS Grp 1 Revision Cycle (available for review on the next edition tab for each standard). All Notices of Intent to Make A Motion on the ERRS Grp 1 Revision Cycle Second Draft Report must be received by the following date: **April 26, 2021**.

For more information on the rules and deadlines for NFPA standards in cycle, please check the NFPA website (www.nfpa.org) or contact Standards Administration at NFPA. Those who submit comments to NFPA's online submission system on the ERRS Grp 1 Revision Cycle Standards are invited to copy ANSI's Board of Standards Review.

New Standard

BSR/NFPA 470-202x, Hazardous Materials Standards for Responders (new standard)

This standard provides minimum requirements for personnel responding to incidents involving hazardous materials and weapons of mass destruction (WMD).

Obtain an electronic copy from: www.nfpa.org/470Next

Send comments (with optional copy to psa@ansi.org) to: www.nfpa.org/470Next

NFPA (National Fire Protection Association)

One Batterymarch Park, Quincy, MA 02269-9101 p: (617) 984-7248 w: www.nfpa.org

Revision

BSR/NFPA 1033-202x, Standard for Professional Qualifications for Fire Investigator (revision of ANSI/NFPA 1033-2014)

This standard shall identify the professional level of job performance requirements for fire investigators.

Obtain an electronic copy from: www.nfpa.org/1033Next

Send comments (with optional copy to psa@ansi.org) to: www.nfpa.org/1033Next

NISO (National Information Standards Organization)

3600 Clipper Mill Road, Suite 302, Baltimore, MD 21211 p: (301) 654-2512 w: www.niso.org

Revision

BSR/NISO Z39.96-202x, JATS: Journal Article Tag Suite (1.3) (revision of ANSI/NISO Z39.96-2019)

Update to ANSI/NISO Z39.96-2019, JATS: Journal Article Tag Suite (1.2), achieved through Continuous Maintenance procedure. Includes changes submitted through December 2020, approved by the NISO JATS Standing Committee and NISO Information Creation & Curation Topic Committee.

Single copy price: Free

Obtain an electronic copy from: <http://www.niso.org/contact/>

Order from: <http://www.niso.org/contact/>

Send comments (with optional copy to psa@ansi.org) to: Nettie Lagace; nlagace@niso.org

Comment Deadline: May 31, 2021

NSF (NSF International)

789 N. Dixboro Road, Ann Arbor, MI 48105-9723 p: (734) 827-5643 w: www.nsf.org

Revision

BSR/NSF 53-202x (i131r1), Drinking Water Treatment Units - Health Effects (revision of ANSI/NSF 53-2020)

It is the purpose of this Standard to establish minimum requirements for materials, design and construction, and performance of point-of-use and point-of-entry drinking-water treatment systems that are designed to reduce specific health-related contaminants in public or private water supplies. Such systems include point-of-entry drinking water treatment systems used to treat all or part of the water at the inlet to a residential facility or a bottled-water production facility, and includes the material and components used in these systems. This Standard also specifies the minimum product literature and labeling information that a manufacturer shall supply to authorized representatives and system owners, as well as the minimum service-related obligations that the manufacturer shall extend to system owners.

Single copy price: Free

Obtain an electronic copy from: https://standards.nsf.org/apps/group_public/download.php/58508/53i131r1%20-%20JC%20Memo%20&%20Ballot.pdf

Send comments (with optional copy to psa@ansi.org) to: Monica Leslie; mleslie@nsf.org

SCTE (Society of Cable Telecommunications Engineers)

140 Philips Rd, Exton, PA 19341 p: (800) 542-5040 w: www.scte.org

New Standard

BSR/SCTE 86-202x, SCTE Recommended Optical Fiber Cable Types for Outside Plant Trunk and Distribution Applications (new standard)

The purpose of this document is to provide guidance in selection of a suitable outside plant (OSP) optical cable with respect to different application environments. This document will provide references to The International Electrotechnical Commission (IEC) and International Telecommunication Union (ITU-T) to provide recommended standards and procedures for outside plant optical fiber and cable.

Single copy price: \$50.00

Obtain an electronic copy from: admin@standards.scte.org

Order from: Global Engineering Documents, (800) 854-7179, www.global.ihs.com

Send comments (with optional copy to psa@ansi.org) to: admin@standards.scte.org

SCTE (Society of Cable Telecommunications Engineers)

140 Philips Rd, Exton, PA 19341 p: (800) 542-5040 w: www.scte.org

New Standard

BSR/SCTE 267-202x, Optimum Load Shaping for Electric Vehicle and Battery Charging (new standard)

An OLS provides grid control with a set of numbers, such as the target load for hours 1-24, that forecast the cleanest, most efficient, and least costly electrical supply in grids, microgrids, and nanogrids, so that all stakeholders—generation entities, utilities, distributors, retailers, and consumers—can reduce their electricity costs and carbon emissions.

Single copy price: \$50.00

Obtain an electronic copy from: admin@standards.scte.org

Order from: Global Engineering Documents, (800) 854-7179, www.global.ihs.com

Send comments (with optional copy to psa@ansi.org) to: admin@standards.scte.org

Comment Deadline: May 31, 2021

UL (Underwriters Laboratories)

333 Pfingsten Road, Northbrook, IL 60062-2096 p: (847) 664-3038 w: <https://ul.org/>

National Adoption

BSR/UL 60730-1-202X, Standard for Automatic electrical controls - Part 1: General requirements (national adoption of IEC 60730-1 with modifications and revision of ANSI/UL 60730-1-2016)

Revise UL 60730-1 to add the second amendment to IEC 60730-1, delete the SMPS test method, revise Table H.14 for the voltage dips and interruptions test to include 60-Hz frequency, revise to add clarity, reflect current practices and/or corrections, and revise the DV's covering the grounding and bonding requirements.

Single copy price: Free

Obtain an electronic copy from: <https://csds.ul.com/Home/ProposalsDefault.aspx>

Order from: <http://www.shopulstandards.com>

Send comments (with optional copy to psa@ansi.org) to: Follow the instructions in the following website to enter comments into the CSDS Work Area: <https://csds.ul.com/Home/ProposalsDefault.aspx>

UL (Underwriters Laboratories)

171 Nepean Street, Suite 400, Ottawa, ON K2P 0B4 Canada p: (613) 368-4419 w: <https://ul.org/>

Revision

BSR/UL 110-202x, Standard for Safety for Sustainability for Mobile Phones (revision of ANSI/UL 110-2018)

This Standard is designed to reduce adverse environmental and social impacts associated with the design, manufacture, use, and end-of-life management of mobile phones. Prior to establishment of this Standard, there were various criteria to define the sustainability of mobile phones; however, they were not coordinated or combined into a set of metrics. The goal of this Standard is to establish a set of multi-sustainability performance criteria addressing the life-cycle impacts of the product that may be used to evaluate the sustainability performance of mobile phones.

Single copy price: Free

Obtain an electronic copy from: <https://csds.ul.com/Home/ProposalsDefault.aspx>

Order from: <http://www.shopulstandards.com>

Send comments (with optional copy to psa@ansi.org) to: Follow the instructions in the following website to enter comments into the CSDS Work Area: <https://csds.ul.com/Home/ProposalsDefault.aspx>

UL (Underwriters Laboratories)

333 Pfingsten Road, Northbrook, IL 60062 p: (847) 664-1292 w: <https://ul.org/>

Revision

BSR/UL 1059-202x, Standard for Safety for Terminal Blocks (revision of ANSI/UL 1059-2020)

This proposal for UL 1059 covers: (1) Updated Dielectric Voltage-Withstand Test Frequency, paragraph 12.1; (2) Updated figures for Short-Circuit Annex and add new Special Handling of Delta-Rated Overcurrent Protective Devices, Figure SA2.3; and (3) Addition of Requirements for Short-Circuit Testing of Protective Conductor Terminal Blocks (PCTB).

Single copy price: Free

Obtain an electronic copy from: <https://csds.ul.com/Home/ProposalsDefault.aspx>

Order from: <http://www.shopulstandards.com>

Send comments (with optional copy to psa@ansi.org) to: Follow the instructions in the following website to enter comments into the CSDS Work Area: <https://csds.ul.com/Home/ProposalsDefault.aspx>

UL (Underwriters Laboratories)

333 Pfingsten Road, Northbrook, IL 60062-2096 p: (847) 664-2023 w: <https://ul.org/>

Revision

BSR/UL 2158-202x, Standard for Safety for Electric Clothes Dryers (revision of ANSI/UL 2158-2019)

This proposal for UL 2158 covers: (1) Proposed sixth edition of the Standard for Electric Clothes Dryers.

Single copy price: Free

Obtain an electronic copy from: <https://csds.ul.com/Home/ProposalsDefault.aspx>

Order from: <http://www.shopulstandards.com>

Send comments (with optional copy to psa@ansi.org) to: Follow the instructions in the following website to enter comments into the CSDS Work Area: <https://csds.ul.com/Home/ProposalsDefault.aspx>

Comment Deadline: June 15, 2021

ASME (American Society of Mechanical Engineers)

Two Park Avenue, M/S 6-2B, New York, NY 10016-5990 p: (212) 591-8489 w: www.asme.org

Stabilized Maintenance

Reaffirmations and withdrawals available electronically may be accessed at: webstore.ansi.org

BSR/ASME B1.11-1958 (S202x), Microscope Objective Thread (stabilized maintenance of ANSI/ASME B1.11-1958 (R2016))

This standard covers the screw thread used for mounting the objective assembly to the body or lens turret of microscopes. It is based on, and intended to be interchangeable with, the screw thread introduced and adopted many years ago by the Royal Microscopical Society of Great Britain, generally known as the rms thread and now almost universally accepted as the basic standard for microscope objective mountings.

Single copy price: \$36.00

Order from: <https://cstools.asme.org/csconnect/PublicReviewPage.cfm>

Send comments (with optional copy to psa@ansi.org) to: Daniel Papert; papertd@asme.org

ASME (American Society of Mechanical Engineers)

Two Park Avenue, M/S 6-2B, New York, NY 10016-5990 p: (212) 591-8489 w: www.asme.org

Stabilized Maintenance

Reaffirmations and withdrawals available electronically may be accessed at: webstore.ansi.org

BSR/ASME B1.16M-1984 (S202x) , Gages and Gaging for Metric M Screw Threads (stabilized maintenance of ANSI/ASME B1.16M-1984 (R2016))

This Standard provides essential specifications and dimensions for the gages used on M series metric screw threads, and covers the specifications and dimensions for the thread gages and measuring equipment listed in Tables 1 and 2. The basic purpose and use of each gage are also described. For easy reference, customary conversion of metric tables has been incorporated as part of Appendix D. Appendices A through D contain useful nonmandatory information that is supplementary to the required sections of this Standard.

Single copy price: \$105.00

Order from: <https://cstools.asme.org/csconnect/PublicReviewPage.cfm>

Send comments (with optional copy to psa@ansi.org) to: Daniel Papert; papertd@asme.org

ASME (American Society of Mechanical Engineers)

Two Park Avenue, M/S 6-2B, New York, NY 10016-5990 p: (212) 591-8489 w: www.asme.org

Stabilized Maintenance

Reaffirmations and withdrawals available electronically may be accessed at: webstore.ansi.org

BSR/ASME B1.22M-1985 (S202x) , Gages and Gaging for MJ Series Metric Screw Threads (stabilized maintenance of ANSI/ASME B1.22M-1985 (R2016))

This Standard provides essential specifications and dimensions for the gages used on MJ series metric screw threads, and covers the specifications and dimensions for the thread gages and measuring equipment listed in Tables 1 and 2. The basic purpose and use of each gage are also described. For easy reference, customary conversion of metric tables has been incorporated in Appendix D. The Appendices contain useful information that is supplementary to the sections of this Standard.

Single copy price: \$84.00

Order from: <https://cstools.asme.org/csconnect/PublicReviewPage.cfm>

Send comments (with optional copy to psa@ansi.org) to: Daniel Papert; papertd@asme.org

Comment Deadline: June 15, 2021

UL (Underwriters Laboratories)

47173 Benicia Street, Fremont, CA 94538 p: (510) 319-4259 w: <https://ul.org/>

Revision

Reaffirmations and withdrawals available electronically may be accessed at: webstore.ansi.org

BSR/UL 25-202x, Standard for Safety for Meters for Flammable and Combustible Liquids and LP-Gas (revision of ANSI/UL 25-2016)

The following topic is being proposed: (1) Proposed new edition of Standard for Meters for Flammable and Combustible Liquids and LP-Gas, UL/ULC 25, as a joint Canada-US standard.

Single copy price: Free

Obtain an electronic copy from: <https://csds.ul.com/Home/ProposalsDefault.aspx>

Order from: <http://www.shopulstandards.com>

Send comments (with optional copy to psa@ansi.org) to: Follow the instructions in the following website to enter comments into the CSDS Work Area: <https://csds.ul.com/Home/ProposalsDefault.aspx>

Technical Reports Registered with ANSI

Technical Reports Registered with ANSI are not consensus documents. Rather, all material contained in Technical Reports Registered with ANSI is informational in nature. Technical reports may include, for example, reports of technical research, tutorials, factual data obtained from a survey carried out among standards developers and/or national bodies, or information on the "state of the art" in relation to standards of national or international bodies on a particular subject.

Immediately following the end of a 30-day announcement period in Standards Action, the Technical Report will be registered by ANSI. Please submit any comments regarding this registration to the organization indicated, with a copy to the PSA Center, American National Standards Institute, 25 West 43rd Street, New York, NY 10036 or E-Mail to psa@ansi.org.

ITI (INCITS) (InterNational Committee for Information Technology Standards)

700 K Street NW, Suite 600, Washington, DC 20001 p: (202) 737-8888 w: www.incits.org

New Technical Report

INCITS/TR-54-2021, Information Technology - SMART Attribute Description (technical report)

SMART (Self-Monitoring Analysis and Reporting Technology) has been in the industry for 20+ years and has recently become obsolete in ACS-4. SMART is capable of reporting information about the storage device's condition through attributes. These attributes have been vendor specific since the creation of the capability. During the last 20 years, many publications have been created that document these attributes with conflicting definitions. This has lead to diverging implementation of these attributes. There are many interested parties attending T13 that can agree on the meaning of some of these attributes. This technical report is intended to document the attributes where the committee can reach agreement.

Project Withdrawn

In accordance with clause 4.2.1.3.3 Discontinuance of a standards project of the ANSI Essential Requirements, an accredited standards developer may abandon the processing of a proposed new or revised American National Standard or portion thereof if it has followed its accredited procedures. The following projects have been withdrawn accordingly:

ASABE (American Society of Agricultural and Biological Engineers)

2950 Niles Road, Saint Joseph, MI 49085 p: (269) 932-7015 w: <https://www.asabe.org/>

BSR/ASABE S564-200x, Standard Methods Applicable to Properties of Solid Fuels from Biomass of Plant Origin Used for Direct Combustion in Stationary Heat and Power Systems (new standard)

Inquiries may be directed to Carla VanGilder; vangilder@asabe.org

Notice of Withdrawal: ANS at least 10 years past approval date

The following American National Standards have not been revised or reaffirmed within ten years from the date of their approval as American National Standards and accordingly are withdrawn:

AWS (American Welding Society)

8669 NW 36th Street, Suite 130, Miami, FL 33166-6672 p: (800) 443-9353 311 w: www.aws.org

ANSI/AWS B2.1-22-015-2011, Standard Welding Procedure Specification (SWPS) for Gas Tungsten Arc Welding of Aluminum (M/P/S-22 to M/P/S-22), 18 through 10 Gauge, in the As-Welded Condition, with or without Backing

Questions may be directed to: Peter Portela; pportela@aws.org

Final Actions on American National Standards

The standards actions listed below have been approved by the ANSI Board of Standards Review (BSR) or by an ANSI-Audited Designator, as applicable.

AGMA (American Gear Manufacturers Association)

1001 N Fairfax Street, 5th Floor, Alexandria, VA 22314-1587 p: (703) 684-0211 w: www.agma.org

New Standard

ANSI/AGMA 6134-CXX-2021, Practice for Enclosed Cylindrical Wormgear Speed Reducers and Gearmotors - Metric Edition (new standard) Final Action Date: 4/9/2021

Revision

ANSI/AGMA 6034-CXX-2021, Practice for Enclosed Cylindrical Wormgear Speed Reducers and Gearmotors (revision and redesignation of ANSI/AGMA 6034-B92-2010 (R2016)) Final Action Date: 4/8/2021

APCO (Association of Public-Safety Communications Officials-International)

351 N. Williamson Boulevard, Daytona Beach, FL 32114 p: 571-289-7402 w: www.apcoIntl.org

New Standard

ANSI/APCO 1.119.1-2021, Public Safety Telecommunicator Critical Incident Stress Debriefing Program (new standard) Final Action Date: 4/8/2021

Revision

ANSI/APCO/TMA 2.101.3-2021, Alarm Monitoring Company to Emergency Communications Center (ECC) Computer Aided Dispatch (CAD) Automated Secure Alarm Protocol (ASAP) (revision and redesignation of ANSI/APCO/CSAA 2.101.2-2014) Final Action Date: 4/8/2021

APTech (ASC CGATS) (Association for Print Technologies)

1896 Preston White Drive, Reston, VA 20191 p: (703) 264-7220 w: www.printtechnologies.org

Reaffirmation

ANSI/CGATS 21-1-2013 (R2021), Graphic technology - Printing from digital data across multiple technologies - Part 1: Principles (reaffirmation of ANSI/CGATS 21-1-2013) Final Action Date: 4/8/2021

Revision

ANSI/CGATS 21-2-2021, Graphic technology - Printing from digital data across multiple technologies - Part 2: Reference characterization data (revision of ANSI/CGATS 21-2-2013) Final Action Date: 4/8/2021

ASC X9 (Accredited Standards Committee X9, Incorporated)

275 West Street, Suite 107, Annapolis, MD 21401 p: (410) 267-7707 w: www.x9.org

Revision

ANSI X9.100-110-2021, Document Imaging Compatibility (revision of ANSI X9.100-110-2015) Final Action Date: 4/8/2021

CTA (Consumer Technology Association)

1919 South Eads Street, Arlington, VA 22202 p: (703) 907-7697 w: www.cta.tech

*** *Reaffirmation***

ANSI/CTA 909-B-2010 (R2021), Antenna Control Interface (reaffirmation of ANSI/CTA 909-B-2010 (R2016)) Final Action Date: 4/9/2021

CTA (Consumer Technology Association)

1919 South Eads Street, Arlington, VA 22202 p: (703) 907-7697 w: www.cta.tech

*** Reaffirmation**

ANSI/CTA 2009-B-2010 (R2021), Performance Specification for Public Alert Receivers (reaffirmation of ANSI/CTA 2009-B-2010) Final Action Date: 4/9/2021

HPS (ASC N43) (Health Physics Society)

1313 Dolley Madison Blvd #402, McLean, VA 22101 p: (703) 790-1745 w: www.hps.org

New Standard

ANSI N43.2-2021, Radiation Safety for X-Ray Diffraction and Fluorescence Analysis Equipment (new standard) Final Action Date: 4/8/2021

NFPA (National Fire Protection Association)

One Batterymarch Park, Quincy, MA 02269-9101 p: (617) 984-7248 w: www.nfpa.org

New Standard

ANSI/NFPA 1877-2022, Standard on Selection, Care, and Maintenance of Wildland Fire Fighting Clothing and Equipment (new standard) Final Action Date: 4/8/2021

Revision

ANSI/NFPA 12-2022, Standard on Carbon Dioxide Extinguishing Systems (revision of ANSI/NFPA 12-2018) Final Action Date: 4/8/2021

Revision

ANSI/NFPA 13D-2022, Standard for the Installation of Sprinkler Systems in One- and Two-Family Dwellings and Manufactured Homes (revision of ANSI/NFPA 13D-2019) Final Action Date: 4/8/2021

Revision

ANSI/NFPA 13R-2022, Standard for the Installation of Sprinkler Systems in Low-Rise Residential Occupancies (revision of ANSI/NFPA 13R-2019) Final Action Date: 4/8/2021

Revision

ANSI/NFPA 20-2022, Standard for the Installation of Stationary Pumps for Fire Protection (revision of ANSI/NFPA 20-2019) Final Action Date: 4/8/2021

Revision

ANSI/NFPA 24-2022, Standard for the Installation of Private Fire Service Mains and Their Appurtenances (revision of ANSI/NFPA 24-2019) Final Action Date: 4/8/2021

Revision

ANSI/NFPA 40-2022, Standard for the Storage and Handling of Cellulose Nitrate Film (revision of ANSI/NFPA 40-2019) Final Action Date: 4/8/2021

Revision

ANSI/NFPA 80A-2022, Recommended Practice for Protection of Buildings from Exterior Fire Exposures (revision of ANSI/NFPA 80A-2017) Final Action Date: 4/8/2021

Revision

ANSI/NFPA 101A-2022, Guide on Alternative Approaches to Life Safety (revision of ANSI/NFPA 101A-2019) Final Action Date: 4/8/2021

NFPA (National Fire Protection Association)

One Batterymarch Park, Quincy, MA 02269-9101 p: (617) 984-7248 w: www.nfpa.org

Revision

ANSI/NFPA 110-2022, Standard for Emergency and Standby Power Systems (revision of ANSI/NFPA 110-2019) Final Action Date: 4/8/2021

Revision

ANSI/NFPA 150-2022, Fire and Life Safety in Animal Housing Facilities Code (revision of ANSI/NFPA 150-2019) Final Action Date: 4/8/2021

Revision

ANSI/NFPA 232-2022, Standard for the Protection of Records (revision of ANSI/NFPA 232-2017) Final Action Date: 4/8/2021

Revision

ANSI/NFPA 241-2022, Standard for Safeguarding Construction, Alteration, and Demolition Operations (revision of ANSI/NFPA 241-2019) Final Action Date: 4/8/2021

Revision

ANSI/NFPA 400-2022, Hazardous Materials Code (revision of ANSI/NFPA 400-2019) Final Action Date: 4/8/2021

Revision

ANSI/NFPA 951-2022, Guide to Building and Utilizing Digital Information (revision of ANSI/NFPA 951-2016) Final Action Date: 4/8/2021

Revision

ANSI/NFPA 1124-2022, Code for the Manufacture, Transportation, and Storage of Fireworks and Pyrotechnic Articles (revision of ANSI/NFPA 1124-2017) Final Action Date: 4/8/2021

Revision

ANSI/NFPA 1125-2022, Code for the Manufacture of Model Rocket and High-Power Rocket Motors (revision of ANSI/NFPA 1125-2017) Final Action Date: 4/8/2021

Revision

ANSI/NFPA 1581-2022, Standard on Fire Department Infection Control Program (revision of ANSI/NFPA 1581-2015) Final Action Date: 4/8/2021

Revision

ANSI/NFPA 1582-2022, Standard on Comprehensive Occupational Medical Program for Fire Departments (revision of ANSI/NFPA 1582-2018) Final Action Date: 4/8/2021

Revision

ANSI/NFPA 1583-2022, Standard on Health-Related Fitness Programs for Fire Department Members (revision of ANSI/NFPA 1583-2015) Final Action Date: 4/8/2021

Revision

ANSI/NFPA 1584-2022, Standard on the Rehabilitation Process for Members During Emergency Operations and Training Exercises (revision of ANSI/NFPA 1584-2015) Final Action Date: 4/8/2021

NFPA (National Fire Protection Association)

One Batterymarch Park, Quincy, MA 02269-9101 p: (617) 984-7248 w: www.nfpa.org

Revision

ANSI/NFPA 1977-2022, Standard on Protective Clothing and Equipment for Wildland Fire Fighting (revision of ANSI/NFPA 1977-2016) Final Action Date: 4/8/2021

Revision

ANSI/NFPA 1984-2022, Standard on Respirators for Wildland Fire Fighting Operations (revision of ANSI/NFPA 1984-2011) Final Action Date: 4/8/2021

NSF (NSF International)

789 N. Dixboro Road, Ann Arbor, MI 48105-9723 p: (734) 827-6866 w: www.nsf.org

Revision

ANSI/NSF 455-2-2021 (i11r1), Good Manufacturing Practices for Dietary Supplements (revision of ANSI/NSF 455-2-2020) Final Action Date: 4/6/2021

UL (Underwriters Laboratories)

47173 Benicia Street, Fremont, CA 94538 p: (510) 319-4259 w: <https://ul.org/>

Revision

ANSI/UL 147-2021, Standard for Safety for Hand-Held Torches for Fuel Gases (revision of ANSI/UL 147-2019) Final Action Date: 4/9/2021

Revision

ANSI/UL 857-2021, Standard for Safety for Busways (revision of ANSI/UL 857-2011 (R2016)) Final Action Date: 4/9/2021

Revision

ANSI/UL 2610-2021, Standard for Safety for Commercial Premises Security Alarm Units and Systems (revision of ANSI/UL 2610-2020) Final Action Date: 4/7/2021

VC (ASC Z80) (The Vision Council)

225 Reinekers Lane, Suite 700, Alexandria, VA 22314 p: (585) 387-9913 w: www.z80asc.com

Revision

ANSI Z80.36-2021, Light Hazard Protection for Ophthalmic Instruments (revision of ANSI Z80.36-2016) Final Action Date: 4/9/2021

Call for Members (ANS Consensus Bodies)

Directly and materially affected parties who are interested in participating as a member of an ANS consensus body for the standards listed below are requested to contact the sponsoring standards developer directly and in a timely manner.

ASA (ASC S1) (Acoustical Society of America)

1305 Walt Whitman Road, Suite 300, Melville, NY 11747 p: (516) 576-2341 w: www.acousticalsociety.org
Nancy Blair-DeLeon; standards@acousticalsociety.org

BSR/ASA S1.15, Part 3-202x/IEC 61094-3-2016, Electroacoustics - Measurement microphones - Part 3: Primary method for free-field calibration of laboratory standard microphones by the reciprocity technique (identical national adoption of IEC 61094-3:2016)

BSR/ASA S1.15, Part 4-202x/IEC 61094-4-1995, Electroacoustics - Measurement microphones - Part 4: Specifications for working standard microphones (identical national adoption of IEC 61094-4:1995)

BSR/ASA S1.15, Part 6-202x/IEC 61094-6-2004, Electroacoustics - Measurement microphones - Part 6: Electrostatic actuators for determination of frequency response (identical national adoption of IEC 61094-6:2004)

BSR/ASA S1.15, Part 7-202x/IEC TS 61094-7-2006, Electroacoustics - Measurement microphones - Part 7: Values for the difference between free field and pressure sensitivity levels of laboratory standard microphones (identical national adoption of IEC TS 61094-7:2006)

BSR/ASA S1.15, Part 8-202x/IEC 61094-8-2012, Electroacoustics - Measurement microphones - Part 8: Methods for determining the free-field sensitivity of working standard microphones by comparison (identical national adoption of IEC 61094-8:2012)

BSR/ASA S1.15 Part 5-202x/IEC 61094-5-2016, Electroacoustics - Measurement microphones - Part 5: Methods for pressure calibration of working standard microphones by comparison (identical national adoption of IEC 61094-5:2016)

ASA (ASC S3) (Acoustical Society of America)

1305 Walt Whitman Road, Suite 300, Melville, NY 11747 p: (516) 576-2341 w: www.acousticalsociety.org
Nancy Blair-DeLeon; standards@acousticalsociety.org

BSR/ASA S3.35-202x, Standard Method of Measurement of Performance Characteristics of Hearing Aids Under Simulated Real-Ear Working Conditions (revision of ANSI/ASA S3.35-2010 (R2020))

ASHRAE (American Society of Heating, Refrigerating and Air-Conditioning Engineers, Inc.)

180 Technology Parkway, Peachtree Corners, GA 30092 p: (678) 539-1111 w: www.ashrae.org
Tanisha Meyers-Lisle; tmlisle@ashrae.org

BSR/ASHRAE Standard 22-202X, Methods of Testing for Rating Liquid-Cooled Refrigerant Condensers (revision of ANSI/ASHRAE Standard 22-2018)

BSR/ASHRAE Standard 181-202X, Methods of Testing for Rating Liquid-to-Liquid Heat Exchangers (revision of ANSI/ASHRAE Standard 181-2018)

BSR/ASHRAE Standard 222-202X, Standard Method of Test for Electrical Power Drive Systems (revision and redesignation of ANSI/ASHRAE 222-2018)

ITI (INCITS) (InterNational Committee for Information Technology Standards)

700 K Street NW, Suite 600, Washington, DC 20001 p: (202) 737-8888 w: www.incits.org
Lynn Barra; comments@standards.incits.org

INCITS/ISO/IEC 14165-147:2021 [202x], Information technology - Fibre Channel - Part 147: Physical Interfaces - 7 (FC-PI-7) (identical national adoption of ISO/IEC 14165-147:2021)

LES (Licensing Executives Society (U.S. and Canada))

11130 Sunrise Valley Drive, Suite 350, Reston, VA 20191 p: (949) 981-1562 w: www.les.org
Alexandra Rehmeier; alexandra.l.rehmeier@boeing.com

BSR/LES Version 1.1-202x, Management System for the Protection of Intellectual Property in the Supply Chain - Requirements (new standard)

NEMA (ASC C8) (National Electrical Manufacturers Association)

1300 North 17th Street, Suite 900, Arlington, VA 22209 p: (571) 426-3226 w: www.nema.org
Khaled Masri; Khaled.Masri@nema.org

BSR ICEA P-124-736-202x, Code Words for 600V Underground Distribution Cable (new standard)

BSR ICEA P-127-737-202x, Code Words for Overhead Aluminum Covered Conductors and 600 Volt Overhead Cables (new standard)

NISO (National Information Standards Organization)

3600 Clipper Mill Road, Suite 302, Baltimore, MD 21211 p: (301) 654-2512 w: www.niso.org
Nettie Lagace; nlagace@niso.org

BSR/NISO Z39.96-202x, JATS: Journal Article Tag Suite (1.3) (revision of ANSI/NISO Z39.96-2019)

NSF (NSF International)

789 N. Dixboro Road, Ann Arbor, MI 48105-9723 p: (734) 827-3817 w: www.nsf.org
Allan Rose; arose@nsf.org

BSR/NSF 4-202x (i21r8), Commercial Cooking, Rethermalization, and Powered Hot Food Holding and Transportation Equipment (revision of ANSI/NSF 4-2019)

NSF (NSF International)

789 N. Dixboro Road, Ann Arbor, MI 48105-9723 p: (734) 827-5643 w: www.nsf.org
Monica Leslie; mleslie@nsf.org

BSR/NSF 53-202x (i131r1), Drinking Water Treatment Units - Health Effects (revision of ANSI/NSF 53-2020)

PDA (Parenteral Drug Association)

Bethesda Towers, 4350 East-West Highway, Suite 600, Bethesda, MD 20814 p: (301) 656-5900 Ext 106 w: www.pda.org
Christine Alston-Roberts; roberts@pda.org

BSR/PDA Standard 08-202x, Apheresis Collection for Cell and Gene Therapy Products (new standard)

TIA (Telecommunications Industry Association)

1320 North Courthouse Road, Suite 200, Arlington, VA 22201 p: (703) 907-7706 w: www.tiaonline.org
Teessa Jenkins; standards-process@tiaonline.org

BSR/TIA 102.CAAA-F-202x, Project 25 Digital C4FM/CQPSK Transceiver Measurement Methods (revision and redesignation of ANSI/TIA 102.CAAA-E-2016)

UL (Underwriters Laboratories)

333 Pfingsten Road, Northbrook, IL 60062 p: (847) 664-1292 w: <https://ul.org/>

Megan Monsen; megan.monsen@ul.org

BSR/UL 498D-202X, Standard for Safety for Attachment Plugs, Cord Connectors and Receptacles with Arcuate (Locking Type) Contacts (revision of ANSI/UL 498D-2020)

Call for Members (ANS Consensus Bodies)

ANSI Accredited Standards Developer

INCITS Executive Board – ANSI Accredited SDO and US TAG to ISO/IEC JTC 1, Information Technology

The InterNational Committee for Information Technology Standards (INCITS), an ANSI accredited SDO, is the forum of choice for information technology developers, producers and users for the creation and maintenance of formal de jure IT standards. INCITS' mission is to promote the effective use of Information and Communication Technology through standardization in a way that balances the interests of all stakeholders and increases the global competitiveness of the member organizations.

The INCITS Executive Board serves as the consensus body with oversight of its 40+ Technical Committees. Additionally, the INCITS Executive Board has the international leadership role as the US Technical Advisory Group (TAG) to ISO/IEC JTC 1, Information Technology.

Membership in the INCITS Executive Board is open to all directly and materially affected parties in accordance with INCITS membership rules. To find out more about participating on the INCITS Executive Board, contact Jennifer Garner at jgarner@itic.org or visit <http://www.incits.org/participation/membership-info> for more information.

Membership in all interest categories is always welcome; however, the INCITS Executive Board seeks to broaden its membership base in the following categories:

- Service Providers
- Users
- Standards Development Organizations and Consortia
- Academic Institutions

ANSI Accredited Standards Developer

SCTE (Society of Cable Telecommunications Engineers)

SCTE, an ANSI-accredited SDO, is the primary organization for the creation and maintenance of standards for the cable telecommunications industry. SCTE's standards mission is to develop standards that meet the needs of cable system operators, content providers, network and customer premises equipment manufacturers, and all others who have an interest in the industry through a fair, balanced and transparent process.

SCTE is currently seeking to broaden the membership base of its ANS consensus bodies and is interested in new members in all membership categories to participate in new work in fiber-optic networks, advanced advertising, 3D television, and other important topics. Of particular interest is membership from the content (program and advertising) provider and user communities. Membership in the SCTE Standards Program is open to all directly and materially affected parties as defined in SCTE's membership rules and operating procedures. More information is available at www.scte.org or by e-mail from standards@scte.org.

Membership in the SCTE Standards Program is open to all directly and materially affected parties as defined in SCTE's membership rules and operating procedures. More information is available at www.scte.org or by e-mail from standards@scte.org.

American National Standards (ANS) Announcements

Discontinuance of a standards project

UL - Underwriters Laboratories

BSR/UL 268-202x, Standard for Safety for Smoke Detectors for Fire Alarm Systems

In accordance with clause **4.2.1.3.3 Discontinuance of a standards project** of the ANSI Essential Requirements, an accredited standards developer may abandon the processing of a proposed new or revised American National Standard or portion thereof if it has followed its accredited procedures. The following projects have been withdrawn accordingly:

UL is discontinuing the following proposal for **BSR/UL 268-202x** originally proposed on July 24, 2020 and recirculated on January 22, 2021:

Smoke Alarm IC – Production Daily Temperature Cycling Sample Test Requirement

The proposal is being discontinued pending further development. A working group has been formed to address the I.C. reliability and screening requirements.

Send comments to: <https://csds.ul.com/Home/ProposalsDefault.aspx>

Please direct inquiries to: Paul Lloret, p: (510) 319-4269 e: Paul.E.Lloret@ul.org

Accreditation Announcements (Standards Developers)

Approval of Reaccreditation – ASD

ESTA - Entertainment Services and Technology Association

Effective April 9, 2021

ANSI's Executive Standards Council has approved the reaccreditation of **ESTA - Entertainment Services and Technology Association**, under its recently revised operating procedures for documenting consensus on ESTA-sponsored American National Standards, effective **April 9, 2021**. For additional information, please contact: Karl Ruling, Technical Standards Manager, Entertainment Services and Technology Association (ESTA) - 271 Cadman Plaza, P.O. Box 23200, Brooklyn, NY 11202-3200 p: (212) 244-1505 e: standards@esta.org

Approval of Reaccreditation – ASD

PSAI - Portable Sanitation Association International

Effective April 9, 2021

The reaccreditation of **PSAI - Portable Sanitation Association International** has been approved at the direction of ANSI's Executive Standards Council, under its recently revised operating procedures for documenting consensus on PSAI-sponsored American National Standards, effective **April 9, 2021**. For additional information, please contact: Karleen Kos, Executive Director, Portable Sanitation Association International (PSAI) - 2626 E. 82nd Street, Suite 175, Bloomington, IN 55425 p: (952) 854-8300 e: karleenk@psai.org

Approval of Reaccreditation – ASD

SCTE - Society of Cable Telecommunications Engineers

Effective April 8, 2021

ANSI's Executive Standards Council has approved the reaccreditation of **SCTE - Society of Cable Telecommunications Engineers** under its recently revised operating procedures for documenting consensus on SCTE-sponsored American National Standards, effective **April 8, 2021**. For additional information, please contact: Dean Stoneback, Sr. Director, Engineering, Society of Cable Telecommunications Engineers (SCTE) - 140 Philips Road, Exton, PA 19341-1318 p: (484) 252-2363 e: dstoneback@scte.org

Approval of Reaccreditation – ASD

WMA - World Millwork Alliance

Effective June 12, 2019

The reaccreditation of **WMA - World Millwork Alliance** has been approved at the direction of ANSI's Executive Standards Council, under its recently revised operating procedures for documenting consensus on WMA-sponsored American National Standards, effective **June 12, 2019**. For additional information, please contact: Jessica Ferris, Director of Codes and Standards, World Millwork Alliance (WMA) - 10047 Robert Trent Jones Parkway, New Port Richey, FL 34655 p: (727) 372-3665 e: jferris@worldmillworkalliance.com

Accreditation Announcements (Standards Developers)

Public Review of Application for ASD Accreditation

USEMCSC - United States EMC Standards Corp

Comment Deadline: May 17, 2021

The **United States EMC Standards Corp. (USEMCSC)**, an ANSI member, has submitted an application for accreditation as an ANSI Accredited Standards Developer (ASD) and proposed operating procedures for documenting consensus on USEMCSC-sponsored American National Standards. USEMCSC's proposed scope of standards activity is as follows:

Development of definitions and methods of measurement of electromagnetic noise and signal strengths (radiated and conducted), determination of levels of signal strength, levels of unwanted sources, limiting ratio of noise (and/or unwanted sources) to signal and development of methods of control of, and guideline for influence, coupling and immunity.

To obtain a copy of USEMCSC's application and proposed operating procedures or to offer comments, please contact: Mr. Daniel D. Hoolihan, Chair/BoD Office, U.S. EMC Standards Corp., 32515 Nottingham Court, P.O. Box 367, Lindstrom, MN 55045; phone: 651.269.3569; email: danielhoolihanemc@aol.com.

Please submit any comments to USEMCSC by **May 17, 2021**, with a copy to the ExSC Recording Secretary in ANSI's New York Office (E-mail: jthompso@ANSI.org). As the proposed procedures are available electronically, the public review period is **30 days**. You may view or download a copy of USEMCSC's proposed operating procedures from ANSI Online during the public review period at the following URL:

https://share.ansi.org/Shared%20Documents/Standards%20Activities/Public%20Review%20and%20Comment/ANS%20Accreditation%20Actions/April%2016%20-%20May%2017,%202021%20Public%20Review%20Period/20201112%20-%20USEMCSC_C63%20Committee%20-%20PPs.docx

Meeting Notices (Standards Developers)

ANSI Accredited Standards Developer

ASSP (ASC A10) - American Society of Safety Professionals, Safety Requirements for Construction and Demolition Operations

Virtual Meeting - July 13, 2021

The ASSP - American Society of Safety Professionals serves as the secretariat of the (ASC A10 Committee) Safety Requirements for Construction and Demolition Operations, an . The next meeting of the A10 Committee will be held virtually on **July 13, 2021**. The meeting will start at approximately 12:30 p.m. and go to conclusion. Earlier that morning we also plan to have meetings for the Membership Subgroup, Definitions/Nomenclature Subgroup, Admin/Tech Review Subgroup, and a meeting of the liaisons and subgroup leadership teams.

Interested parties may contact: Tim Fisher, ASSP (ASC A10) p: (847) 768-3411 e: tfisher@assp.org

ANSI Accredited Standards Developer

NW&RA (ASC Z245) - National Waste & Recycling Association

Time Change for Video Conference for Z245.4 Facility Safety to April 29, 2021

The NW&RA (ASC Z245) National Waste & Recycling Association has moved the video conference meeting from April 22 to April 29, 2021.

April 29th: Z245.4 Facility Safety

For further information please contact Kirk Sander, ksander@wasterecycling.org.

American National Standards (ANS) Process

Please visit ANSI's website (www.ansi.org) for resources that will help you to understand, administer and participate in the American National Standards (ANS) process. Documents posted at these links are updated periodically as new documents and guidance are developed, whenever ANS-related procedures are revised, and routinely with respect to lists of proposed and approved ANS. The main ANS-related link is www.ansi.org/asd and here are some direct links as well as highlights of information that is available:

Where to find Procedures, Guidance, Interpretations and More...

Please visit ANSI's website (www.ansi.org)

- ANSI Essential Requirements: Due process requirements for American National Standards (always current edition): www.ansi.org/essentialrequirements
- ANSI Standards Action (weekly public review announcements of proposed ANS and standards developer accreditation applications, listing of recently approved ANS, and proposed revisions to ANS-related procedures): www.ansi.org/standardsaction
- Accreditation information – for potential developers of American National Standards (ANS): www.ansi.org/sdoaccreditation
- ANS Procedures, ExSC Interpretations and Guidance (including a slide deck on how to participate in the ANS process and the BSR-9 form): www.ansi.org/asd
- Lists of ANSI-Accredited Standards Developers (ASDs), Proposed ANS and Approved ANS: www.ansi.org/asd
- American National Standards Key Steps: www.ansi.org/anskeysteps
- American National Standards Value: www.ansi.org/ansvalue
- ANS Web Forms for ANSI-Accredited Standards Developers - PINS, BSR8|108, BSR11, Technical Report: <https://www.ansi.org/portal/psawebforms/>
- Information about standards Incorporated by Reference (IBR): <https://ibr.ansi.org/>
- ANSI - Education and Training: www.standardslearn.org

If you have a question about the ANS process and cannot find the answer, please email us at: psa@ansi.org. Please also visit Standards Boost Business at www.standardsboostbusiness.org for resources about why standards matter, testimonials, case studies, FAQs and more.

If you are interested in purchasing an American National Standard, please visit <https://webstore.ansi.org>

American National Standards Under Continuous Maintenance

The ANSI Essential Requirements: Due Process Requirements for American National Standards provides two options for the maintenance of American National Standards (ANS): periodic maintenance (see clause 4.7.1) and continuous maintenance (see clause 4.7.2). Continuous maintenance is defined as follows:

The standard shall be maintained by an accredited standards developer. A documented program for periodic publication of revisions shall be established by the standards developer. Processing of these revisions shall be in accordance with these procedures. The published standard shall include a clear statement of the intent to consider requests for change and information on the submittal of such requests. Procedures shall be established for timely, documented consensus action on each request for change and no portion of the standard shall be excluded from the revision process. In the event that no revisions are issued for a period of four years, action to reaffirm or withdraw the standard shall be taken in accordance with the procedures contained in the ANSI Essential Requirements.

The Executive Standards Council (ExSC) has determined that for standards maintained under the Continuous Maintenance option, separate PINS announcements are not required. The following ANSI Accredited Standards Developers have formally registered standards under the Continuous Maintenance option.

-
- **AAMI (Association for the Advancement of Medical Instrumentation)**
 - **AARST (American Association of Radon Scientists and Technologists)**
 - **AGA (American Gas Association)**
 - **AGSC (Auto Glass Safety Council)**
 - **ASC X9 (Accredited Standards Committee X9, Incorporated)**
 - **ASHRAE (American Society of Heating, Refrigerating and Air-Conditioning Engineers, Inc.)**
 - **ASME (American Society of Mechanical Engineers)**
 - **ASTM (ASTM International)**
 - **GBI (Green Building Initiative)**
 - **HL7 (Health Level Seven)**
 - **IES (Illuminating Engineering Society)**
 - **ITI (InterNational Committee for Information Technology Standards)**
 - **MHI (Material Handling Industry)**
 - **NAHBRC (NAHB Research Center, Inc.)**
 - **NBBPVI (National Board of Boiler and Pressure Vessel Inspectors)**
 - **NCPDP (National Council for Prescription Drug Programs)**
 - **NEMA (National Electrical Manufacturers Association)**
 - **NISO (National Information Standards Organization)**
 - **NSF (NSF International)**
 - **PRCA (Professional Ropes Course Association)**
 - **RESNET (Residential Energy Services Network, Inc.)**
 - **SAE (SAE International)**
 - **TCNA (Tile Council of North America)**
 - **TIA (Telecommunications Industry Association)**
 - **UL (Underwriters Laboratories)**

To obtain additional information with regard to these standards, including contact information at the ANSI Accredited Standards Developer, please visit ANSI Online at www.ansi.org/asd, select "American National Standards Maintained Under Continuous Maintenance." Questions? psa@ansi.org.

ANSI-Accredited Standards Developers Contacts

The addresses listed in this section are to be used in conjunction with standards listed in PINS, Call for Comment and Final Actions. This section is a list of developers who have submitted standards for this issue of *Standards Action* – it is not intended to be a list of all ANSI-Accredited Standards Developers. Please send all address corrections to Standards Action Editor at standact@ansi.org.

AAFS

American Academy of Forensic Sciences
410 North 21st Street
Colorado Springs, CO 80904
e: tambrosius@aafs.org
p: (719) 453-1036
www.aafs.org

ABYC

American Boat and Yacht Council
613 Third Street
Suite 10
Annapolis, MD 21403
e: smoulton@abycinc.org
p: (410) 990-4460
www.abycinc.org

ACI

American Concrete Institute
38800 Country Club Drive
Farmington Hills, MI 48331
e: shannon.banchero@concrete.org
p: (248) 848-3728
www.concrete.org

AGMA

American Gear Manufacturers Association
1001 N Fairfax Street
5th Floor
Alexandria, VA 22314-1587
e: tech@agma.org
p: (703) 684-0211
www.agma.org

ANS

American Nuclear Society
555 North Kensington Avenue
La Grange Park, IL 60526
e: kmurdoch@ans.org
p: (708) 579-8268
www.ans.org

APCO

Association of Public-Safety Communications Officials-International
351 N. Williamson Boulevard
Daytona Beach, FL 32114
e: Bixterm@apcointl.org
p: 571-289-7402
www.apcoIntl.org

APTech (ASC CGATS)

Association for Print Technologies
1896 Preston White Drive
Reston, VA 20191
e: jlinder@aptech.org
p: (703) 264-7220
www.printtechnologies.org

ASA (ASC S1)

Acoustical Society of America
1305 Walt Whitman Road
Suite 300
Melville, NY 11747
e: standards@acousticalsociety.org
p: (516) 576-2341
www.acousticalsociety.org

ASA (ASC S3)

Acoustical Society of America
1305 Walt Whitman Road
Suite 300
Melville, NY 11747
e: standards@acousticalsociety.org
p: (516) 576-2341
www.acousticalsociety.org

ASC X9

Accredited Standards Committee X9, Incorporated
275 West Street
Suite 107
Annapolis, MD 21401
e: Ambria.frazier@x9.org
p: (410) 267-7707
www.x9.org

ASHRAE

American Society of Heating, Refrigerating and Air-Conditioning Engineers, Inc.
180 Technology Parkway
Peachtree Corners, GA 30092
e: tmlisle@ashrae.org
p: (678) 539-1111
www.ashrae.org

ASME

American Society of Mechanical Engineers
Two Park Avenue
M/S 6-2B
New York, NY 10016-5990
e: ansibox@asme.org
p: (212) 591-8489
www.asme.org

ASSP (Safety)

American Society of Safety
Professionals
520 N. Northwest Highway
Park Ridge, IL 60068
e: TFisher@ASSP.org
p: (847) 768-3411
www.assp.org

ATSIP

Association of Transportation Safety
Information Professionals
2351 Freedom Way
Suite 201
York, PA 17402
e: john@nisrinc.com
p: (717) 751-8052
www.atsip.org

AWS

American Welding Society
8669 NW 36th Street
Suite 130
Miami, FL 33166-6672
e: gupta@aws.org
p: (305) 443-9353
www.aws.org

CTA

Consumer Technology Association
1919 South Eads Street
Arlington, VA 22202
e: vlancaster@cta.tech
p: (703) 907-7697
www.cta.tech

HPS (ASC N43)

Health Physics Society
1313 Dolley Madison Blvd #402
McLean, VA 22101
e: nanjohns@verizon.net
p: (703) 790-1745
www.hps.org

IAPMO (ASSE Chapter)

ASSE International Chapter of IAPMO
18927 Hickory Creek Drive
Suite 220
Mokena, IL 60448
e: terry.burger@asse-plumbing.org
p: (909) 519-0740
www.asse-plumbing.org

IEEE (ASC C63)

Institute of Electrical and Electronics
Engineers
445 Hoes Lane
Piscataway, NJ 08854
e: J.Santulli@ieee.org
p: (732) 562-3874
www.ieee.org

ITI (INCITS)

InterNational Committee for
Information Technology Standards
700 K Street NW
Suite 600
Washington, DC 20001
e: comments@standards.incits.org
p: (202) 737-8888
www.incits.org

LES

Licensing Executives Society (U.S.
and Canada)
11130 Sunrise Valley Drive
Suite 350
Reston, VA 20191
e: alexandra.l.rehmeier@boeing.com
p: (949) 981-1562
www.les.org

NEMA (ASC C8)

National Electrical Manufacturers
Association
1300 North 17th Street
Suite 900
Arlington, VA 22209
e: Khaled.Masri@nema.org
p: (571) 426-3226
www.nema.org

NFPA

National Fire Protection Association
One Batterymarch Park
Quincy, MA 02169
e: dbellis@nfpa.org
p: (617) 984-7246
www.nfpa.org

NFPA

National Fire Protection Association
One Batterymarch Park
Quincy, MA 02269-9101
e: PFoley@nfpa.org
p: (617) 984-7248
www.nfpa.org

NISO

National Information Standards
Organization
3600 Clipper Mill Road
Suite 302
Baltimore, MD 21211
e: nlagace@niso.org
p: (301) 654-2512
www.niso.org

NSF

NSF International
789 N. Dixboro Road
Ann Arbor, MI 48105-9723
e: arose@nsf.org
p: (734) 827-3817
www.nsf.org

NSF

NSF International
789 N. Dixboro Road
Ann Arbor, MI 48105-9723
e: mleslie@nsf.org
p: (734) 827-5643
www.nsf.org

NSF

NSF International
789 N. Dixboro Road
Ann Arbor, MI 48105-9723
e: rbrooker@nsf.org
p: (734) 827-6866
www.nsf.org

PDA

Parenteral Drug Association
Bethesda Towers, 4350 East-West
Highway
Suite 600
Bethesda, MD 20814
e: roberts@pda.org
p: (301) 656-5900
www.pda.org

SCTE

Society of Cable Telecommunications
Engineers
140 Philips Rd
Exton, PA 19341
e: kcooney@scte.org
p: (800) 542-5040
www.scte.org

UL

Underwriters Laboratories
12 Laboratory Drive
Research Triangle Park, NC 27709
-3995
e: kelly.smoke@ul.org
p: (919) 316-5147
https://ul.org/

UL

Underwriters Laboratories
12 Laboratory Drive
Research Triangle Park, NC 27709
-3995
e: patricia.a.sena@ul.org
p: (919) 549-1636
https://ul.org/

UL

Underwriters Laboratories
12 Laboratory Drive
Research Triangle Park, NC 27709
-3995
e: Wathma.Jayathilake@ul.org
p: (613) 368-4432
https://ul.org/

UL

Underwriters Laboratories
171 Nepean Street
Suite 400
Ottawa, ON K2P 0B4 Canada
e: sabrina.khrebto@ul.org
p: (613) 368-4419
https://ul.org/

UL

Underwriters Laboratories
333 Pfingsten Road
Northbrook, IL 60062
e: megan.monsen@ul.org
p: (847) 664-1292
https://ul.org/

UL

Underwriters Laboratories
333 Pfingsten Road
Northbrook, IL 60062-2096
e: alan.t.mcgrath@ul.org
p: (847) 664-3038
https://ul.org/

UL

Underwriters Laboratories
333 Pfingsten Road
Northbrook, IL 60062-2096
e: Amy.K.Walker@ul.org
p: (847) 664-2023
https://ul.org/

UL

Underwriters Laboratories
47173 Benicia Street
Fremont, CA 94538
e: Derrick.L.Martin@ul.org
p: (510) 319-4271
https://ul.org/

UL

Underwriters Laboratories
47173 Benicia Street
Fremont, CA 94538
e: Marcia.M.Kawate@ul.org
p: (510) 319-4259
https://ul.org/

UL

Underwriters Laboratories
47173 Benicia Street
Fremont, CA 94538
e: Paul.E.Lloret@ul.org
p: (510) 319-4269
https://ul.org/

VC (ASC Z80)

The Vision Council
225 Reinekers Lane
Suite 700
Alexandria, VA 22314
e: ascz80@thevisioncouncil.org
p: (585) 387-9913
www.z80asc.com



ISO Draft International Standards

This section lists proposed standards that the International Organization for Standardization (ISO) is considering for approval. The proposals have received substantial support within the technical committees or subcommittees that developed them and are now being circulated to ISO members for comment and vote. Standards Action readers interested in reviewing and commenting on these documents should order copies from ANSI.

COMMENTS

Comments regarding ISO documents should be sent to ANSI's ISO Team (isot@ansi.org); comments on ISO documents must be submitted electronically in the approved ISO template and as a Word document as other formats will not be accepted. The final date for offering comments is listed after each draft.

ORDERING INSTRUCTIONS

ISO Drafts can be made available by contacting ANSI's Customer Service department. Please e-mail your request for an ISO Draft to Customer Service at sales@ansi.org. When making your request, please provide the date of the Standards Action issue in which the draft document you are requesting appears.

ACOUSTICS (TC 43)

ISO/FDIS 10052, Acoustics - Field measurements of airborne and impact sound insulation and of service equipment sound - Survey method, \$102.00

ISO/FDIS 17201-6, Acoustics - Noise from shooting ranges - Part 6: Sound pressure measurements close to the source for determining exposure to sound, \$82.00

AIRCRAFT AND SPACE VEHICLES (TC 20)

ISO/FDIS 24568, Aerospace series - Metric series pipe coupling 8°30 up to 28 000 kPa dynamic beam seal - Technical specification, \$82.00

ANAESTHETIC AND RESPIRATORY EQUIPMENT (TC 121)

ISO/FDIS 80601-2-74, Medical electrical equipment - Part 2 -74: Particular requirements for basic safety and essential performance of respiratory humidifying equipment, \$155.00

BANKING AND RELATED FINANCIAL SERVICES (TC 68)

ISO/DIS 4914, Financial services - Unique Product Identifier (UPI), \$53.00

FIRE SAFETY (TC 92)

ISO/FDIS 22899-1, Determination of the resistance to jet fires of passive fire protection materials - Part 1: General requirements, \$112.00

FLUID POWER SYSTEMS (TC 131)

ISO/FDIS 6195, Fluid power systems and components - Cylinder-rod wiper-ring housings in reciprocating applications - Dimensions and tolerances, \$67.00

GAS CYLINDERS (TC 58)

ISO/DIS 14246, Gas cylinders - Cylinder valves - Manufacturing tests and examinations, \$40.00

INDUSTRIAL AUTOMATION SYSTEMS AND INTEGRATION (TC 184)

ISO/DIS 17506, Industrial automation systems and integration - COLLADA digital asset schema specification for 3D visualization of industrial data, \$269.00

LIGHT METALS AND THEIR ALLOYS (TC 79)

ISO/DIS 18768-1, Organic coatings on aluminium and its alloys - Method for specifying decorative and protective organic coating on aluminium - Part 1: Powder coatings, \$93.00

ISO/DIS 18768-2, Organic coatings on aluminium and its alloys - Method for specifying decorative and protective organic coating on aluminium - Part 2: Liquid coatings, \$102.00

NUCLEAR ENERGY (TC 85)

ISO/DIS 10645, Nuclear energy - Light water reactors - Decay heat power in non-recycled nuclear fuels, \$71.00

OPTICS AND OPTICAL INSTRUMENTS (TC 172)

ISO/DIS 12005, Lasers and laser-related equipment - Test methods for laser beam parameters - Polarization, \$62.00

ISO/DIS 13696, Optics and photonics - Test method for total scattering by optical components, \$98.00

ISO/FDIS 11146-1, Lasers and laser-related equipment - Test methods for laser beam widths, divergence angles and beam propagation ratios - Part 1: Stigmatic and simple astigmatic beams, \$71.00

ISO/FDIS 11146-2, Lasers and laser-related equipment - Test methods for laser beam widths, divergence angles and beam propagation ratios - Part 2: General astigmatic beams, \$67.00

PAINTS AND VARNISHES (TC 35)

ISO/DIS 17463, Paints and varnishes - Guidelines for the determination of anticorrosive properties of organic coatings by accelerated cyclic electrochemical technique, \$62.00

PERSONAL SAFETY - PROTECTIVE CLOTHING AND EQUIPMENT (TC 94)

ISO/DIS 11610, Protective clothing - Glossary of terms and definitions, \$112.00

PLAIN BEARINGS (TC 123)

ISO/FDIS 7905-4, Plain bearings - Bearing fatigue - Part 4: Tests on half-bearings of a metallic multilayer bearing material, \$53.00

ROAD VEHICLES (TC 22)

ISO/DIS 6627, Internal combustion engines - Piston rings - Expander/segment oil-control rings, \$62.00

RUBBER AND RUBBER PRODUCTS (TC 45)

ISO/DIS 24376, Rubber, raw natural - Guidelines for technically specified low-protein natural rubber, \$58.00

STEEL (TC 17)

ISO/FDIS 14737, Carbon and low alloy cast steels for general applications, \$53.00

SUSTAINABLE DEVELOPMENT IN COMMUNITIES (TC 268)

ISO/DIS 37110, Sustainable cities and communities - Management guidelines of open data for smart cities and communities - Part 1: Overview and general principles, \$46.00

TECHNICAL SYSTEMS AND AIDS FOR DISABLED OR HANDICAPPED PERSONS (TC 173)

ISO/DIS 7176-25, Wheelchairs - Part 25: Requirements and test methods for batteries and their chargers for electrically powered wheelchairs and motorized scooters, \$82.00

TEXTILES (TC 38)

ISO/DIS 24180, Textiles - Synthetic filament yarns - Electrostatic propensity evaluation by measuring electrical resistance, \$46.00

TOURISM AND RELATED SERVICES (TC 228)

ISO/FDIS 21902, Tourism and related services - Accessible tourism for all - Requirements and recommendations, \$155.00

TYRES, RIMS AND VALVES (TC 31)

ISO/DIS 5383, Agricultural tyres for lawn and garden tractors - 3-part code designated tyres, \$67.00

ISO/DIS 20908, Tyre sound emission test - Methods of drum, \$107.00

WASTE COLLECTION AND TRANSPORTATION MANAGEMENT (TC 297)

ISO/DIS 24162, Test method of energy consumption of waste collection and transport vehicles, \$62.00

ISO/IEC JTC 1, Information Technology

ISO/IEC DIS 21558-1, Telecommunications and information exchange between systems - Future network architecture - Part 1: Switching and Routing, \$46.00

ISO/IEC DIS 21558-3, Telecommunications and information exchange between systems - Future network architecture - Part 3: Networking of everything, \$77.00

ISO/IEC DIS 21559-1, Telecommunications and information exchange between systems - Future network protocols and mechanisms - Part 1: Switching and routing, \$82.00

ISO/IEC DIS 21559-3, Telecommunications and information exchange between systems - Future network protocols and mechanisms - Part 3: Networking of everything, \$107.00

ISO/IEC DIS 23090-12, Information technology - Coded representation of immersive media - Part 12: Immersive Video, \$146.00



IEC Draft International Standards

This section lists proposed standards that the International Electrotechnical Commission (IEC) is considering for approval. The proposals have received substantial support within the technical committees or subcommittees that developed them and are now being circulated to IEC members for comment and vote. Standards Action readers interested in reviewing and commenting on these documents should order copies from ANSI.

COMMENTS

Comments regarding IEC documents should be sent to Tony Zertuche, General Secretary, USNC/IEC, at ANSI's New York offices (tzertuche@ansi.org). The final date for offering comments is listed after each draft.

ORDERING INSTRUCTIONS

IEC Drafts can be made available by contacting ANSI's Customer Service department. Please e-mail your request for an IEC Draft to Customer Service at sales@ansi.org. When making your request, please provide the date of the Standards Action issue in which the draft document you are requesting appears.

21A/755/NP, PNW 21A-755 ED1: General Safety and Performance Requirements of Battery Management Systems, 07/02/2021

22F/626/CD, IEC TR 63259 ED1: Water cooling system for power electronics used in electrical transmission and distribution systems, 07/02/2021

23E/1229/CDV, IEC 60898-3/AMD1 ED1: Amendment 1 - Electrical accessories - Circuit-breakers for overcurrent protection for household and similar installations - Part 3: Circuit-breakers for DC operation, 07/02/2021

45B/982/CD, IEC 61526 ED4: Radiation protection instrumentation - Measurement of personal dose equivalents $H_p(10)$, $H_p(3)$ and $H_p(0,07)$ for X, gamma, neutron and beta radiations - Direct reading personal dosimeters, 07/02/2021

46C/1186/CD, IEC 61156-11 ED2: Multicore and symmetrical pair/quad cables for digital communications - Part 11: Symmetrical single pair cables with transmission characteristics up to 600 MHz - Horizontal floor wiring - Sectional specification, 07/02/2021

48B/2882/Q, IEC 63171-1: Connectors for electrical and electronic equipment - Part 1: Detail specification for two-way, shielded or unshielded, free and fixed connectors - Mechanical mating information, pin assignment and additional requirements for Type 1 copper LC style - New edition, 05/21/2021

62B/1240/CD, IEC 61223-3-8 ED1: Evaluation and routine testing in medical imaging departments - Part 3-8: Acceptance and constancy tests - Radiography and radioscopy, 07/02/2021

62D/1844/FDIS, ISO 80601-2-74 ED2: Medical electrical equipment - Part 2-74: Particular requirements for basic safety and essential performance of respiratory humidifying equipment, 05/21/2021

62D/1848/CD, ISO 80369-20 ED2: Small-bore connectors for liquids and gases in healthcare applications - Part 20: Common test methods, 06/04/2021

65E/781/CDV, IEC 62714-5 ED1: Engineering data exchange format for use in industrial automation systems engineering - Automation Markup Language - Part 5: Communication, 07/02/2021

5/237/CD, IEC TR 63388 ED1: Report on the development of cogeneration, 06/04/2021

3/1488/DTR, IEC TR 63358-1 ED1: Graphical symbols for diagrams - Part 1: General, qualifying and generic symbols, 06/04/2021

76/677/FDIS, ISO 19818-1 ED1: ISO 19818: Eye and face protection - Protection against laser radiation - Requirements and test methods, 05/21/2021

87/766/CD, IEC TS 63001 ED2: Measurement of cavitation noise in ultrasonic baths and ultrasonic reactors, 07/02/2021

90/467/CD, IEC 61788-22-3 ED1: Superconductivity - Part 22-3: Superconducting strip photon detector - Dark count rate, 07/02/2021

95/462/CD, IEC 60255-1 ED2: Measuring relays and protection equipment - Part 1: Common requirements, 06/04/2021

- 95/463/CD, IEC 60255-26 ED4: Measuring relays and protection equipment - Part 26: Electromagnetic compatibility requirements, 06/04/2021
- 95/464/CD, IEC 60255-27 ED3: Measuring relays and protection equipment - Part 27: Product safety requirements, 06/04/2021
- 103/215/DTR, IEC TR 63385 ED1: Transmitting and receiving equipment for radiocommunication - Short range radar technologies and their performance standards - Part 1: System applications of short range radar, 06/04/2021
- 40/2833/CD, IEC 60539-1 ED4: Directly heated negative temperature coefficient thermistors - Part 1: Generic specification, 07/02/2021
- 40/2835/CD, IEC 62391-1 ED3: Fixed electric double-layer capacitors for use in electric and electronic equipment - Part 1: Generic specification, 07/02/2021
- 82/1894/CD, IEC 61215-1-3/AMD1 ED2: Amendment 1 - Terrestrial photovoltaic (PV) modules - Design qualification and type approval - Part 1-3: Special requirements for testing of thin-film amorphous silicon based photovoltaic (PV) modules, 06/04/2021
- 82/1895/CD, IEC 61215-1-4/AMD1 ED2: Amendment 1 - Terrestrial photovoltaic (PV) modules - Design qualification and type approval - Part 1-4: Special requirements for testing of thin-film Cu(In,Ga)(S,Se)_2 based photovoltaic (PV) modules, 06/04/2021
- 82/1899/DTS, IEC TS 63163 ED1: Terrestrial photovoltaic (PV) modules for consumer products - Design qualification and type approval, 07/02/2021
- 100/3588/NP, PNW 100-3588 ED1: Voice control device in home environment - Part 1 - 105 Framework and functionality requirements, 07/02/2021
- 110/1311/DTR, IEC TR 62908-1-3 ED1: Touch and interactive displays - Part 1-3: General introduction of pen touch technology, 06/04/2021



Newly Published ISO & IEC Standards

Listed here are new and revised standards recently approved and promulgated by ISO - the International Organization for Standardization – and IEC – the International Electrotechnical Commission. Most are available at the ANSI Electronic Standards Store (ESS) at www.ansi.org. All paper copies are available from Standards resellers (<http://webstore.ansi.org/faq.aspx#resellers>).

ISO Standards

CONCRETE, REINFORCED CONCRETE AND PRE-STRESSED CONCRETE (TC 71)

[ISO 22873:2021](#), Quality control for batching and mixing steel fibre-reinforced concretes, \$48.00

GEOGRAPHIC INFORMATION/GEOMATICS (TC 211)

[ISO 19148:2021](#), Geographic information - Linear referencing, \$250.00

HEALTH INFORMATICS (TC 215)

[ISO 27269:2021](#), Health informatics - International patient summary, \$225.00

INDUSTRIAL FURNACES AND ASSOCIATED PROCESSING EQUIPMENT (TC 244)

[ISO 23495:2021](#), Industrial furnaces and associated processing equipment - Safety requirements for steel converter and associated equipment, \$200.00

LEATHER (TC 120)

[ISO 20940:2021](#), Leather - Crust full chrome upper leather - Specifications and test methods, \$73.00

METALLIC AND OTHER INORGANIC COATINGS (TC 107)

[ISO 4518:2021](#), Metallic coatings - Measurement of coating thickness - Profilometric method, \$73.00

[ISO 12671:2021](#), Thermal spraying - Thermally sprayed coatings - Symbolic representation on drawings, \$73.00

MICROBEAM ANALYSIS (TC 202)

[ISO 23692:2021](#), Microbeam analysis - Electron probe microanalysis - Quantitative analysis of Mn dendritic segregation in continuously cast steel product, \$111.00

PLASTICS (TC 61)

[ISO 20965:2021](#), Plastics - Determination of the transient extensional viscosity of polymer melts, \$149.00

[ISO 4589-4:2021](#), Plastics - Determination of burning behaviour by oxygen index - Part 4: High gas velocity test, \$175.00

REFRACTORIES (TC 33)

[ISO 23071:2021](#), Refractory products - Determination of reduced species in carbon containing refractories by XRD, \$73.00

REFRIGERATION (TC 86)

[ISO 817/Amd2:2021](#), Refrigerants - Designation and safety classification - Amendment 2, \$20.00

SOIL QUALITY (TC 190)

[ISO 10390:2021](#), Soil, treated biowaste and sludge - Determination of pH, \$73.00

TECHNICAL DRAWINGS, PRODUCT DEFINITION AND RELATED DOCUMENTATION (TC 10)

[ISO 16792:2021](#), Technical product documentation - Digital product definition data practices, \$225.00

TECHNICAL SYSTEMS AND AIDS FOR DISABLED OR HANDICAPPED PERSONS (TC 173)

[ISO 10542-1/Amd1:2021](#), Technical systems and aids for disabled or handicapped persons - Wheelchair tiedown and occupant-restraint systems - Part 1: Requirements and test methods for all systems - Amendment 1: Annexes K, L, M, \$73.00

IEC Technical Reports

NANOTECHNOLOGIES (TC 229)

[IEC/TR 63258:2021](#), Nanotechnologies - A guideline for ellipsometry application to evaluate the thickness of nanoscale films, FREE

ISO Technical Reports

GEARS (TC 60)

[ISO/TR 10300-32:2021](#), Calculation of load capacity of bevel gears - Part 32: ISO rating system for bevel and hypoid gears - Sample calculation for scuffing load capacity, \$250.00

PACKAGING (TC 122)

[ISO/TR 18568:2021](#), Packaging and the environment - Marking for material identification, \$111.00

ISO Technical Specifications

GEARS (TC 60)

[ISO/TS 10300-20:2021](#), Calculation of load capacity of bevel gears - Part 20: Calculation of scuffing load capacity - Flash temperature method, \$149.00

TRANSPORT INFORMATION AND CONTROL SYSTEMS (TC 204)

[ISO/TS 20684-10:2021](#), Intelligent transport systems - Roadside modules SNMP data interface - Part 10: Variable message signs, \$175.00

ISO/IEC JTC 1, Information Technology

[ISO/IEC 18598/Amd1:2021](#), Information technology - Automated infrastructure management (AIM) systems - Requirements, data exchange and applications - Amendment 1, FREE

[ISO/IEC 24734:2021](#), Information technology - Office equipment - Method for measuring digital printing productivity, \$225.00

[ISO/IEC 24735:2021](#), Information technology - Office equipment - Method for measuring digital copying productivity, \$200.00

[ISO/IEC 21794-2:2021](#), Information technology - Plenoptic image coding system (JPEG Pleno) - Part 2: Light field coding, \$250.00

[ISO/IEC 24775-1:2021](#), Information technology - Storage management - Part 1: Overview, \$149.00

[ISO/IEC 24775-2:2021](#), Information technology - Storage management - Part 2: Common Architecture, \$250.00

[ISO/IEC 24775-3:2021](#), Information technology - Storage management - Part 3: Common profiles, \$250.00

[ISO/IEC 24775-4:2021](#), Information technology - Storage management - Part 4: Block devices, \$250.00

[ISO/IEC 24775-5:2021](#), Information technology - Storage management - Part 5: File systems, \$250.00

[ISO/IEC 24775-6:2021](#), Information technology - Storage management - Part 6: Fabric, \$250.00

[ISO/IEC 24775-7:2021](#), Information technology - Storage management - Part 7: Host elements, \$250.00

[ISO/IEC 24775-8:2021](#), Information technology - Storage management - Part 8: Media libraries, \$225.00

IEC Standards

AUDIO, VIDEO AND MULTIMEDIA SYSTEMS AND EQUIPMENT (TC 100)

[IEC 62087-2 Ed. 1.0 b:2015](#), Audio, video, and related equipment - Determination of power consumption - Part 2: Signals and media, \$183.00

CAPACITORS AND RESISTORS FOR ELECTRONIC EQUIPMENT (TC 40)

[IEC 60286-1 Amd.1 Ed. 3.0 b:2021](#), Amendment 1 - Packaging of components for automatic handling - Part 1: Tape packaging of components with axial leads on continuous tapes, \$25.00

[IEC 60286-1 Ed. 3.1 b:2021](#), Packaging of components for automatic handling - Part 1: Tape packaging of components with axial leads on continuous tapes, \$152.00

[IEC 60384-2 Ed. 5.0 en:2021](#), Fixed capacitors for use in electronic equipment - Part 2: Sectional specification - Fixed metallized polyethylene terephthalate film dielectric DC capacitors, \$259.00

ELECTRICAL ACCESSORIES (TC 23)

[IEC 61386-21 Ed. 2.0 en:2021](#), Conduit systems for cable management - Part 21: Particular requirements - Rigid conduit systems, \$89.00

[IEC 61386-22 Ed. 2.0 en:2021](#), Conduit systems for cable management - Part 22: Particular requirements - Pliable conduit systems, \$89.00

[IEC 61386-23 Ed. 2.0 en:2021](#), Conduit systems for cable management - Part 23: Particular requirements - Flexible conduit systems, \$89.00

[S+ IEC 61386-21 Ed. 2.0 en:2021 \(Redline version\)](#), Conduit systems for cable management - Part 21: Particular requirements - Rigid conduit systems, \$115.00

[S+ IEC 61386-22 Ed. 2.0 en:2021 \(Redline version\)](#), Conduit Systems for cable management - Part 22: Particular requirements - Pliable conduit systems, \$115.00

[S+ IEC 61386-23 Ed. 2.0 en:2021 \(Redline version\)](#), Conduit systems for cable management - Part 23: Particular requirements - Flexible conduit systems, \$115.00

ELECTROMECHANICAL COMPONENTS AND MECHANICAL STRUCTURES FOR ELECTRONIC EQUIPMENTS (TC 48)

[IEC 61587-6 Ed. 2.0 b:2021](#), Mechanical structures for electrical and electronic equipment - Tests for IEC 60917 and IEC 60297 series - Part 6: Security aspects for indoor cabinets, \$133.00

FIBRE OPTICS (TC 86)

[IEC 60794-3-70 Ed. 2.0 en:2021](#), Optical fibre cables - Part 3-70: Outdoor cables - Family specification for outdoor optical fibre cables for rapid/multiple deployment, \$89.00

[IEC 60794-4-30 Ed. 1.0 b:2021](#), Optical fibre cables - Part 4-30: Aerial optical cables along electrical power lines - Family specification for optical phase conductor (OPPC) optical cables, \$183.00

[IEC 61753-111-08 Ed. 1.0 en:2021](#), Fibre optic interconnecting devices and passive components - Performance standard - Part 111-08: Sealed closures for category G - Ground, \$221.00

[S+ IEC 60794-3-70 Ed. 2.0 en:2021 \(Redline version\)](#), Optical fibre cables - Part 3-70: Outdoor cables - Family specification for outdoor optical fibre cables for rapid/multiple deployment, \$115.00

FUSES (TC 32)

[IEC 60269-6 Ed. 1.1 b:2021](#), Low-voltage fuses - Part 6: Supplementary requirements for fuse-links for the protection of solar photovoltaic energy systems, \$443.00

[IEC 60269-6 Amd.1 Ed. 1.0 b:2021](#), Amendment 1 - Low-voltage fuses - Part 6: Supplementary requirements for fuse-links for the protection of solar photovoltaic energy systems, \$133.00

LAMPS AND RELATED EQUIPMENT (TC 34)

[IEC 60809 Ed. 4.0 en:2021](#), Lamps and light sources for road vehicles - Dimensional, electrical and luminous requirements, \$310.00

MARITIME NAVIGATION AND RADIOCOMMUNICATION EQUIPMENT AND SYSTEMS (TC 80)

[IEC/PAS 61162-103 Ed. 1.0 en:2021](#), Maritime navigation and radiocommunication equipment and systems - Digital interfaces - Part 103: Single talker and multiple listeners - New and amended sentences and Talker IDs, \$89.00

PRINTED ELECTRONICS (TC 119)

[IEC 62899-402-3 Ed. 1.0 en:2021](#), Printed electronics - Part 402-3: Printability - Measurement of qualities - Voids in printed pattern using a two-dimensional optical image, \$133.00

ROTATING MACHINERY (TC 2)

[IEC 60773 Ed. 2.0 b:2021](#), Rotating electrical machines - Test methods and apparatus for the measurement of the operational characteristics of brushes, \$392.00

SAFETY OF HAND-HELD MOTOR-OPERATED ELECTRIC TOOLS (TC 116)

[IEC 62841-2-3 Ed. 1.0 b cor.1:2021](#), Corrigendum 1 - Electric motor-operated hand-held tools, transportable tools and lawn and garden machinery - Safety - Part 2-3: Particular requirements for hand-held grinders, disc-type polishers and disc-type sanders, \$0.00

SEMICONDUCTOR DEVICES (TC 47)

[IEC 63229 Ed. 1.0 en:2021](#), Semiconductor devices - Classification of defects in gallium nitride epitaxial film on silicon carbide substrate, \$183.00

(TC 124)

[IEC 63203-201-3 Ed. 1.0 b:2021](#), Wearable electronic devices and technologies - Part 201-3: Electronic textile - Determination of electrical resistance of conductive textiles under simulated microclimate, \$89.00

IEC Technical Reports**UHV AC TRANSMISSION SYSTEMS (TC 122)**

[IEC/TR 63042-303 Ed. 1.0 en:2021](#), UHV AC transmission systems - Part 303: Guideline for the measurement of UHV AC transmission line power frequency parameters, \$259.00

IEC Technical Specifications**ROTATING MACHINERY (TC 2)**

[IEC/TS 60034-27-5 Ed. 1.0 en:2021](#), Rotating electrical machines - Part 27-5: Off-line measurement of partial discharge inception voltage on winding insulation under repetitive impulse voltage, \$310.00

Accreditation Announcements (U.S. TAGs to ISO)

Approval of Accreditation – U.S. TAG to ISO

TC 333, Lithium

Effective April 8, 2020

ANSI's Executive Standards Council (ExSC) has formally approved the accreditation of the U.S. Technical Advisory Group to **ISO TC 333, Lithium** and the appointment of CSA America as TAG Administrator, effective **April 8, 2020**. The TAG will operate under the Model Operating Procedures for U.S. Technical Advisory Groups to ANSI for ISO Activities as contained in Annex A of the ANSI International Procedures. For additional information, please contact: Mr. Brian Zupancic, Project Manager, Natural Resources, CSA Group, 8501 E. Pleasant Valley Road, Cleveland, OH 44131; phone: 216.524.4990 ext. 88040; email: brian.zupancic@csagroup.org

International Electrotechnical Commission (IEC)

U.S. Representative/VTAG Convenor Needed

Standardization Evaluation Group (SEG) 12: Bio-Digital Convergence

During the February 2021 SMB meeting, a comprehensive presentation on the topic of bio-digital convergence was provided and SMB recognized the importance of this research area for future IEC standardization activities. In order to investigate further the standardization potential of bio-digital convergence, SMB set up SEG 12 *Bio-digital convergence*. For additional information, please see the attached report.

Individuals interested in serving as a US Representative on SEG 12, as well as the Convenor of the corresponding Virtual Technical Advisory Group (VTAG), are invited to contact Ade Gladstein at agladstein@ansi.org as soon as possible.

Please see the scope for SEG 12 below.

Scope:

- *Investigate current research and technology activities, identify critical challenges, and propose a roadmap for standardization in the area of bio-digital convergence. Ensure close cooperation with and encourage participation from MSB.*
- *Engage with TC/SC/SyCs including JTC 1 and ISO, as well as with other market and policy relevant organizations, on existing standards and on the need for future standards related to biodigital convergence.*
- *Formulate recommendations to SMB as appropriate.*

International Electrotechnical Commission (IEC)

USNC Participants and USNC TAG Administrator Needed

IEC Technical Committee (TC) 129: Robotics for Electricity Generation, Transmission and Distribution Systems

IEC approved one (1) new Committee: *IEC Technical Committee (TC) 129: Robotics for electricity generation, transmission and distribution systems*

Individuals who are interested in becoming a USNC Technical Advisory Group (TAG) participant or the USNC TAG Administrator for the USNC TAG to TC 129: Robotics for electricity generation, transmission and distribution systems are invited to contact Ade Gladstein at agladstein@ansi.org as soon as possible.

Please see the scope for TC 129 below:

Scope

- Standardization of robotics applied in power systems, i.e. power plants, substations, transmission and distribution lines, etc., mainly includes terminology, design, functions and performance, test methods, interfaces between robots and information systems, operation methods, and safety and security requirements.
- Robot systems used in power systems shall include those travelling on rails, on ground (via unmanned ground vehicles), in the air (just like unmanned aerial vehicles based inspection robots), under water/liquid (via unmanned underwater vehicles), and on or inside equipment, etc.
- Standardization of edge computing as well as diagnosis and analysis of information acquired by robot systems also falls in the scope of the TC.
- This TC will coordinate with other relevant standardization organizations in the related fields, such as ISO/TC 299, and other IEC TCs which relate to industry-specific applications, such as TC 82, TC 88, and TC 114. Robotics for nuclear power applications is excluded from the scope of this TC.

International Organization for Standardization (ISO)

ISO New Work Item Proposal

ISO Standard on Online Game Terminology

Comment Deadline: May 28, 2021

SAC, the ISO member body for China, has submitted to ISO a new work item proposal for the development of an ISO standard on Online Game Terminology, with the following scope statement:

This proposal specifies the definition of terms used in game research and development, operation, management, copyright, eSports, derivative production and sales.

Anyone wishing to review the proposal can request a copy by contacting ANSI's ISO Team (sot@ansi.org), with a submission of comments to Steve Cornish (scornish@ansi.org) by close of business on **Friday, May 28, 2021**.

ISO Proposal for a New Field of ISO Technical Activity

Deoxidizers and Desiccants

Comment Deadline: June 18, 2021

SAC, the ISO member body for China, has submitted to ISO a proposal for a new field of ISO technical activity on Deoxidizers and Desiccants, with the following scope statement:

Standardization in the field of deoxidizers and desiccants, including terminology, categories, specifications, control and management of production processes, and testing methods of the quality and safety indexes.

Excluded:

1. Requirements of the outer package of products covered by ISO/TC122

Anyone wishing to review the proposal can request a copy by contacting ANSI's ISO Team (isot@ansi.org), with a submission of comments to Steve Cornish (scornish@ansi.org) by close of business on Friday, June 18, 2021.

ISO Proposal for a New Field of ISO Technical Activity

Roofing and Waterproofing Building Materials

Comment Deadline: April 23, 2021

GOST R, the ISO member body for Russia, has submitted to ISO a proposal for a new field of ISO technical activity on Roofing and waterproofing building materials, with the following scope statement:

Standardization of materials and components used for roofs design and construction processes, as well as materials used for waterproofing in construction.

Anyone wishing to review the proposal can request a copy by contacting ANSI's ISO Team (sot@ansi.org), with a submission of comments to Steve Cornish (scornish@ansi.org) by close of business on April 23, 2021.

Registration of Organization Names in the United States

The Procedures for Registration of Organization Names in the United States of America (document ISSB 989) require that alphanumeric organization names be subject to a 90-day Public Review period prior to registration. For further information, please contact the Registration Coordinator at (212) 642-4975.

When organization names are submitted to ANSI for registration, they will be listed here alphanumerically.

Alphanumeric names appearing for the first time are printed in bold type. Names with confidential contact information, as requested by the organization, list only public review dates.

Public Review

NOTE: Challenged alphanumeric names are underlined. The Procedures for Registration provide for a challenge process, which follows in brief. For complete details, see Section 6.4 of the Procedures.

A challenge is initiated when a letter from an interested entity is received by the Registration Coordinator. The letter shall identify the alphanumeric organization name being challenged and state the rationale supporting the challenge. A challenge fee shall accompany the letter. After receipt of the challenge, the alphanumeric organization name shall be marked as challenged in the Public Review list. The Registration Coordinator shall take no further action to register the challenged name until the challenge is resolved among the disputing parties.

Proposed Foreign Government Regulations

Call for Comment

U.S. manufacturers, exporters, regulatory agencies and standards developing organizations may be interested in proposed foreign technical regulations notified by Member countries of the World Trade Organization (WTO). In accordance with the WTO Agreement on Technical Barriers to Trade (TBT Agreement), Members are required to notify proposed technical regulations that may significantly affect trade to the WTO Secretariat in Geneva, Switzerland. In turn the Secretariat issues and makes available these notifications. The purpose of the notification requirement is to provide global trading partners with an opportunity to review and comment on the regulations before they become final.

The USA Inquiry Point for the WTO TBT Agreement is located at the National Institute of Standards and Technology (NIST) in the Standards Coordination Office (SCO). The Inquiry Point distributes the notified proposed foreign technical regulations (notifications) and makes the associated full-texts available to U.S. stakeholders via its online service, Notify U.S. Interested U.S. parties can register with Notify U.S. to receive e-mail alerts when notifications are added from countries and industry sectors of interest to them. To register for Notify U.S., please visit: <http://www.nist.gov/notifyus/>

The USA WTO TBT Inquiry Point is the official channel for distributing U.S. comments to the network of WTO TBT Enquiry Points around the world. U.S. business contacts interested in commenting on the notifications are asked to review the comment guidance available on Notify U.S. at: <https://tsapps.nist.gov/notifyus/data/guidance/guidance.cfm> prior to submitting comments.

For further information about the USA TBT Inquiry Point, please visit: <https://www.nist.gov/standardsgov/what-we-do/trade-regulatory-programs/usa-wto-tbt-inquiry-point> Contact the USA TBT Inquiry Point at (301) 975-2918; F: (301) 926-1559; E: usatbtep@nist.gov or notifyus@nist.gov.



**BSR/ASHRAE/IES Addendum b
to ANSI/ASHRAE/IES Standard 90.2-2018**

Public Review Draft

Proposed Addendum b to Standard 90.2-2018, Energy Efficient Design of Low-Rise Residential Buildings

**First Public Review (April 2021)
(Draft Shows Proposed Changes to Current Standard)**

This draft has been recommended for public review by the responsible project committee. To submit a comment on this proposed standard, go to the ASHRAE website at www.ashrae.org/standards-research--technology/public-review-drafts and access the online comment database. The draft is subject to modification until it is approved for publication by the Board of Directors and ANSI. Until this time, the current edition of the standard (as modified by any published addenda on the ASHRAE website) remains in effect. The current edition of any standard may be purchased from the ASHRAE Online Store at www.ashrae.org/bookstore or by calling 404-636-8400 or 1-800-727-4723 (for orders in the U.S. or Canada).

This standard is under continuous maintenance. To propose a change to the current standard, use the change submittal form available on the ASHRAE website, www.ashrae.org.

The appearance of any technical data or editorial material in this public review document does not constitute endorsement, warranty, or guaranty by ASHRAE of any product, service, process, procedure, or design, and ASHRAE expressly disclaims such.

© 2018 ASHRAE. This draft is covered under ASHRAE copyright. Permission to reproduce or redistribute all or any part of this document must be obtained from the ASHRAE Manager of Standards, 180 Technology Parkway NW, Peachtree Corners, GA 30092. Phone: 404-636-8400, Ext. 1125. Fax: 404-321-5478. E-mail: standards.section@ashrae.org.

ASHRAE, 180 Technology Parkway NW, Peachtree Corners, GA 30092

© 2021 ASHRAE

This draft is covered under ASHRAE copyright. The appearance of any technical data or editorial material in this publication document does not constitute endorsement, warranty, or guaranty by ASHRAE of any product, service, process, procedure, design or the like and ASHRAE expressly disclaims such. Permission to republish or redistribute must be obtained from the MOS.

(This foreword is not part of this standard. It is merely informative and does not contain requirements necessary for conformance to the standard. It has not been processed according to the ANSI requirements for a standard and may contain material that has not been subject to public review or a consensus process. Unresolved objectors on informative material are not offered the right to appeal at ASHRAE or ANSI.)

FOREWORD

This proposal intends to clarify the classification of the lighting provisions to better indicate which provisions apply to common areas (in multifamily structures or common buildings in single family developments) and which provisions apply to the dwelling units.

[Note to Reviewers: This addendum makes proposed changes to the current standard. These changes are indicated in the text by underlining (for additions) and ~~strike through~~ (for deletions) except where the reviewer instructions specifically describe some other means of showing the changes. Only these changes to the current standard are open for review and comment at this time. Additional material is provided for context only and is not open for comment except as it relates to the proposed changes.]

Addendum b to 90.2-2018

Modify the standard as follows (I-P and SI units)

7.5.4 Multifamily Structures Common and Public Areas

7.5.4.1 Public and Common Areas of Multifamily Residential Buildings. In public and common spaces of multifamily residential buildings, the lighting shall meet the requirements of ASHRAE/IES Standard 90.1, Table 9.6.1.

7.5.4.2 Parking Garages and Parking Lots Serving Multifamily Structures

- a. *Parking garages* shall comply with ASHRAE/IES Standard 90.1, Section 9.4.1.2 and Table 9.5.1, if using the Building Area Method, or Section 9.4.1.2 and Table 9.6.1 if using the Space-by-Space Method.

Exception to 7.5.4.2(a): *Parking garages serving an individual dwelling unit.*

- b. *Parking lots* shall comply with ASHRAE/IES Standard 90.1, Sections 9.4.1.4 and 9.4.2.

7.5.4.3 Lighting for Common or Public Use Stairwells within Multifamily Structures. Lighting in stairwells shall comply with the *stairwell* section of ASHRAE/IES Standard 90.1, Table 9.6.1.

~~7.5.4.4~~ **7.5.5 Internally Illuminated Address Signs.** Internally illuminated address signs shall be separately controlled, and the installed lighting shall not consume more than 5 W.

~~7.5.4.5~~ **7.5.6 Lighting Integral to Pools and Water Features.** Lighting shall be separately controlled from all other lighting. *Dimmers* or automatic shut-off controls are not required for these lights. Each *luminaire* shall consume no more than 70 W.

~~7.5.4.6~~ **7.5.7 Lighting in Elevators.** All cab lighting systems shall comply with ASHRAE/IES Standard 90.1, Section 10.4.3.

~~7.5.4.7~~ **7.5.8 Blank Electrical Boxes.** Blank electrical boxes for use as a lighting outlet that are more than 5.0 ft (1.5 m) above the finished floor, and that do not contain a *luminaire* or other device, shall be served by a *dimmer*, *automatic control device*, or fan speed control.

~~7.5.4.8~~ **7.5.9 Night Lights.** Permanently installed night lights shall be rated to consume no more than 2 W of power per luminaire.

Not for publication. This document is part of the NSF International standard development process. This draft text is for circulation for review and/or approval by a NSF Standards Committee and has not been published or otherwise officially adopted. All rights reserved. This document may be reproduced for informational purposes only.

[Note – the recommended changes to the standard which include the current text of the relevant section(s) indicate deletions by use of ~~strikeout~~ and additions by grey highlighting. Rationale Statements are in *red italics* and only used to add clarity; these statements will NOT be in the finished publication.]

NSF/ANSI International Standard for Food Equipment —

Commercial cooking, rethermalization, and powered hot food holding and transport equipment

.
.
.

6.8 Open heated merchandisers with a reduced energy mode and sensors - sensor activation

Open heated merchandisers capable of operating in a reduced energy mode shall include a sensor which sends a signal to activate the heat source as intended when a food load is placed in the path of the sensor and receiver.

6.8.2 Test method

6.8.2.1 The test shall be performed with or without using the test media prepared in Section ~~A-3~~ N-1.3. Thermocouples shall not be present and preheating of the media is not required. If the test unit is designed to automatically operate in a reduced energy mode until food is placed in the unit, the unit shall be preheated in the low energy mode. If the temperature for the low energy mode is not preprogrammed, the manufacturer's operating manual shall be reviewed to determine the lowest recommended setting specified.

Note: If the sensor can be activated with empty packaging, then the tests of 6.8 can be performed without the test media of Annex N-1.3.

6.8.2.2 A food load shall be placed in the center of the path of a sensor. It will then be confirmed that the heating element energizes as intended in response to the presence of the food load. The heating element shall remain energized for at least two minutes, or until the operating setpoint is reached, whichever is first. After two minutes or after the operating setpoint is attained, remove the food load and allow the unit to cycle off the heat source for five minutes. It must be confirmed that the reduced energy mode indicator turns on during this time.

6.8.2.3 Each sensor shall be examined three times according to Section 6.8.3, using the food load in Section ~~A-3~~ N-1.3.

6.8.2.4 Using two samples of the food load prepared in Section ~~A-3~~ N-1.3, position the samples between the same two sensors so that the long sides of the samples are parallel to the path of the sensor. The two samples shall be inserted so that they are pushed together from their outside edges so that they converge roughly in the center of the path of the sensor. Confirm that the heating element energizes as intended in

Tracking Number 4i21r8
© 2021 NSF

Revision to NSF/ANSI 4 – 2019
Issue 21, Revision 8 (April 2021)

Not for publication. This document is part of the NSF International standard development process. This draft text is for circulation for review and/or approval by a NSF Standards Committee and has not been published or otherwise officially adopted. All rights reserved. This document may be reproduced for informational purposes only.

response to the presence of the food load. The heating element shall remain energized for at least 2 min, or until the operating setpoint is reached, whichever is first. After 2 min or after the operating setpoint is attained, remove the food load and allow the unit to cycle off the heat source for 5 min.

6.8.2.5 Each sensor shall be examined three times according to 6.8.3.

6.8.3 Acceptance criteria

For each heated zone, the heat source shall energize within 15 s of the food being loaded and remain energized as intended for at least 2 min, or until the operating setpoint is reached, whichever is first. When the food load is removed from the path of the sensors, it must be confirmed that the reduced energy mode indicator was activated within 5 min of the food load being removed from the unit.

***Rationale:** This new sub-section was added to the performance section 6 to specify characteristics exclusive to open heated merchandisers with energy conserving modes. This section clarifies the importance of the location of the food load, as well as the operation of the sensor itself.*

BSR/UL 268, Standard for Safety for Smoke Detectors for Fire Alarm Systems

PROPOSAL

3 Correction of Formula in Clause 72.2 (c)

72.2 Six samples of the battery, or sets of batteries when more than one battery is used for primary power, shall be tested under each of the following ambient conditions for a minimum of 1 year while connected to the smoke alarm or a simulated load to which the battery is to supply power:

- a) A room ambient temperature of $23 \pm 2^\circ\text{C}$ ($73.4 \pm 3.6^\circ\text{F}$), 30 - 50 percent relative humidity, and 760 mm Hg;
- b) High temperature = $(\text{THI} - 38^\circ\text{C}) + 45^\circ\text{C}$ or $(\text{THI} - 100^\circ\text{F}) + 113^\circ\text{F}$;
- c) Low temperature = 0°C (32°F), ~~and or for rated TLO less than 0°C (32°F), TLO shall be the manufacturer's rated temperature. The Low temperature shall not be greater than 0°C (32°F).~~
- d) Temperature = $(\text{THI} - 38^\circ\text{C}) + 30^\circ\text{C}$ or $(\text{THI} - 100^\circ\text{F}) + 86^\circ\text{F}$, and 85 ± 5 percent relative humidity

Where TLO and THI are the respective low and high end operating temperatures.

BSR/UL 498D, Standard for Safety for Attachment Plugs, Cord Connectors and Receptacles with Arcuate (Locking Type) Contacts

1. Alternative terminal identifier for the connection of the grounded conductor

Table 89.1
Identification of Wiring Terminals

Identification by:	Grounded terminal	Grounding terminal	All other terminals
Wire-binding screw	White <u>or silver-colored</u> metal or plating on circular screw head	Hexagonal, green-colored nut ^b or slotted screw head ^b	Other than white, <u>silver</u> , grey, or green circular screw head
Pressure wire terminal-visible	White <u>or silver-colored</u> metal or plating on connector	Green-colored connector, screw or appendage ^b	Other than white, <u>silver</u> , grey, or green colored terminal
Pressure wire terminal-concealed	Distinct white <u>or silver-colored</u> area adjacent to wire entrance hole, or the word "white", or the letter "W" distinctively marked adjacent to wire entrance hole ^c	Distinct green-colored area adjacent to wire entrance hole, or the word "green" or "ground", the letters "G" or "GR" ^c , or the grounding symbol ^d distinctively marked adjacent to wire entrance hole	Other than white, <u>silver</u> , grey, or green area adjacent to wire entrance hole (does not preclude a white, <u>silver</u> , grey, or green back cover)
Terminal plate ^a	White <u>or silver-colored</u> metal or plating	—	Other than white, <u>silver</u> , grey, or green metal or plating
Insulating enclosure or terminal	The word "white" or the letter "W", marked on or directly adjacent to terminal ^c , or white <u>or silver-colored</u> metal or plating on terminal	The word "green", or "ground", the letters "G" or "GR" ^c , or the grounding symbol ^d marked on or directly adjacent to terminal, or green colored terminal	Other than white, <u>silver</u> , grey, or green-colored terminal
<p>a Only when all line-terminal binding screws are of the same color.</p> <p>b Not readily removable. See 89.3.1.</p> <p>c In letters at least 1/16 inch (1.6 mm) high.</p> <p>d The grounding symbol shown in Figure 89.1 permitted with or without the circle.</p>			

BSR/UL 498F, Standard for Safety for Plugs, Socket-Outlets and Couplers with Arcuate (Locking Type) Contacts

1. Alternative terminal identifier for the connection of the grounded conductor

Table 91.1
Identification of Wiring Terminals

Identification by:	Grounded terminal	Grounding terminal	All other terminals
Wire-binding screw	White <u>or silver colored</u> -metal or plating on circular screw head	Hexagonal, green-colored nut ^b or slotted screw head ^b	Other than white, <u>silver</u> , grey, or green circular screw head
Pressure wire terminal-visible	White <u>or silver colored</u> -metal or plating on connector	Green-colored connector, screw or appendage ^b	Other than white, <u>silver</u> , grey, or green colored terminal
Pressure wire terminal-concealed	Distinct white <u>or silver</u> -colored area adjacent to wire entrance hole, or the word "white", or the letter "W" distinctively marked adjacent to wire entrance hole ^c	Distinct green-colored area adjacent to wire entrance hole, or the word "green" or "ground", the letters "G" or "GR" ^c , or the grounding symbol ^d distinctively marked adjacent to wire entrance hole	Other than white, <u>silver</u> , grey, or green area adjacent to wire entrance hole (does not preclude a white, <u>silver</u> , grey, or green back cover)
Terminal plate ^a	White <u>or silver colored</u> -metal or plating	—	Other than white, <u>silver</u> , grey, or green metal or plating
Insulating enclosure or terminal	The word "white" or the letter "W", marked on or directly adjacent to terminal ^c , or white metal or plating on terminal	The word "green", or "ground", the letters "G" or "GR" ^c , or the grounding symbol ^d marked on or directly adjacent to terminal, or green colored terminal	Other than white, <u>silver</u> , grey, or green-colored terminal

a Only when all line-terminal binding screws are of the same color.

b Not readily removable. See 91.3.1.

c In letters at least 1/16 inch (1.6 mm) high.

d The grounding symbol shown in Figure 91.1 permitted with or without the circle.

Standard: UL 1206

Standard Title: Standard For Safety For Electric Commercial Clothes-Washing Equipment

Date of Proposal: April 16, 2021

STP Ballots & Comments Due: May 17, 2021

SUMMARY OF TOPICS

The following changes in requirements to the Standard For Safety For Electric Commercial Clothes-Washing Equipment, UL 1206, are being proposed:

1. Proposed Revision to Add Alternative Reference to the Standard For Adjustable Speed Electric Power Drive Systems, UL 61800-5-1

Need access to the full standard or a standard this proposal references? [Click here](#) to learn more about accessing UL Standards. STP Members can find the latest copy of the standard under their My STPs tab in CSDS.

For your convenience in review, proposed additions to existing requirements are shown underlined and proposed deletions are shown ~~lined-out~~.

1. Proposed Revision to Add Alternative Reference to the Standard For Adjustable Speed Electric Power Drive Systems, UL 61800-5-1

RATIONALE

Proposal submitted by: Joe Musso, Underwriters Laboratories Inc.

The Standard for Power Conversion Equipment, UL 508C, has been harmonized with the IEC standard for Adjustable Speed Electrical Power Drive Systems – Part 5-1: Safety Requirements – Electrical, Thermal, and Energy, IEC 61800-5-1, with the understanding that it would eventually replace UL 508C. UL 61800-5-1 was published on June 8, 2012. UL 508C is no longer being maintained, has not been updated to reflect the latest National Electrical Code revisions, and has been withdrawn.

The proposed change adds a reference to UL 61800-5-1, as an alternative.

PROPOSAL

20A.2.4 As an alternative to the requirements in 20A.2.1, power conversion equipment intended to control a variable speed motor load (e.g. a variable frequency drive) can comply with the Standard for Power Conversion Equipment, UL 508C or the Standard for Adjustable Speed Electric Power Drive Systems, UL 61800-5-1. See Section 17 for the motor-overload protection requirements.

UL COPYRIGHTED MATERIAL

NOT AUTHORIZED FOR FURTHER REPRODUCTION OR DISTRIBUTION WITHOUT PERMISSION FROM UL INC.

Copyright © 2021 Underwriters Laboratories Inc.

UL COPYRIGHTED MATERIAL

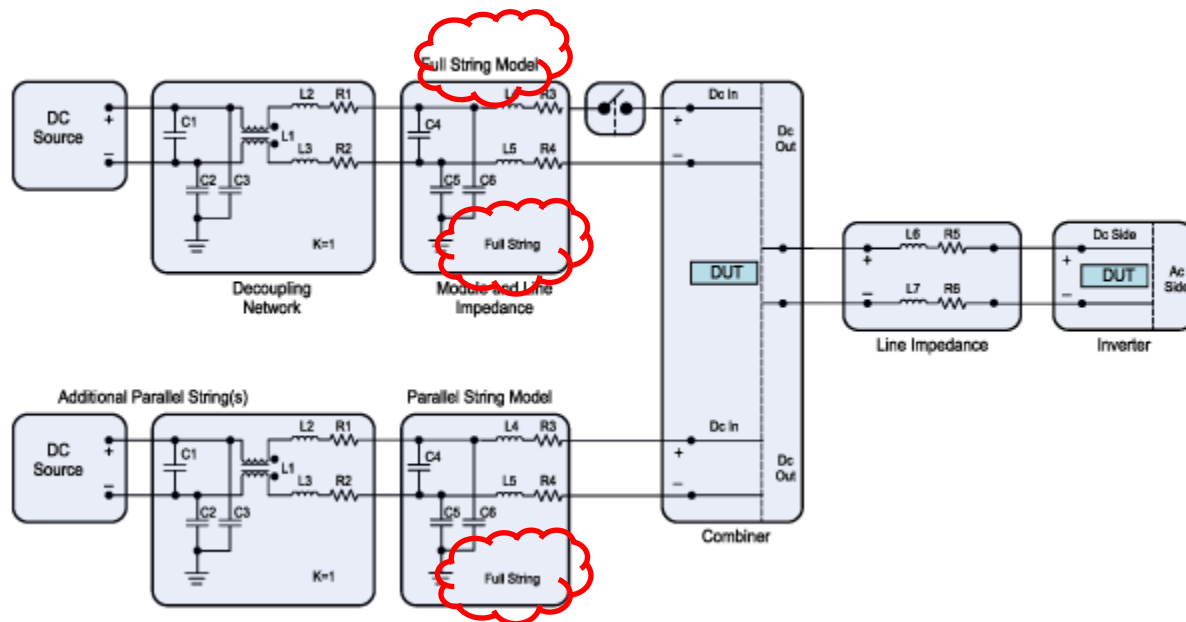
NOT AUTHORIZED FOR FURTHER REPRODUCTION OR DISTRIBUTION WITHOUT PERMISSION FROM UL INC.

UL 1699B, Standard for Photovoltaic (PV) DC Arc-Fault Circuit Protection

Proposed Changes

Figure 30.6B
Arc-fault combiner box

This figure will be revised to change “Full String Model” to “Parallel String Model” and “Full String” to “Parallel String”



NOTE:

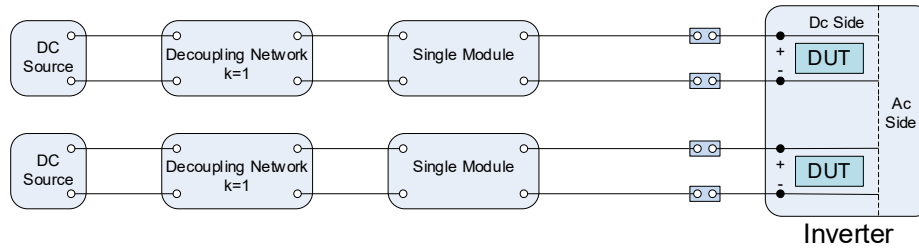
If the combiner box is integrated in the inverter, R5, R6, L6 and L7 of the line impedance between combiner box and inverter are not required.

30.4.3 If the number of strings is odd, the mechanical disconnect switch shall be installed at the higher number of parallel strings, so that at least half of the strings are disconnected during the test.

30.4.4 If the number of strings is three, one Parallel String Model shall be replaced by a Full String Model. The mechanical disconnect switch shall be installed in the Parallel String Model.

29.7.1 Test setup for electronic devices shall be as shown in Figures 29.17A.1 – 29.17A.4. For each module connected to the electronic device, a separate power supply or solar array/PV simulator shall be used. The power source shall be connected to a decoupling network and line impedance model. The model component values may be altered based on conditions specified in 24.4.

Fig. 29.17A.2, Arc-Fault circuit, electronic device connected to two MPPT



NOTE: Where a DUT comprises several identical AFCI sensors or inputs, only one representative sensor or input must be tested.

Fig. 29.17A.3, Arc-fault circuit, electronic device connected to two modules in parallel

(CURRENT)

(PROPOSED)

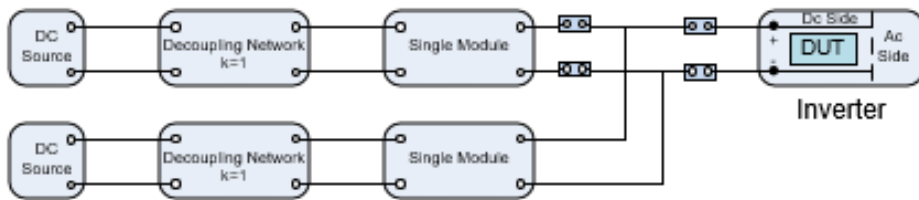
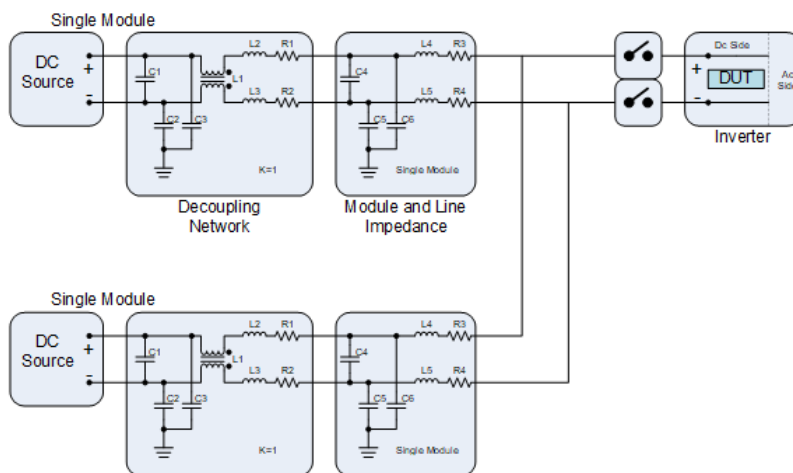


Figure 30.5A.3

Unwanted tripping circuit, electronic device connected to two modules in parallel

(CURRENT)

(PROPOSED)



UL COPYRIGHTED MATERIAL

NOT AUTHORIZED FOR FURTHER REPRODUCTION OR DISTRIBUTION WITHOUT PERMISSION FROM UL INC.

Table 29.3
Component values for arc-fault test circuits
Representing 80 meters of total conductor length, including PV module wiring for 10 modules in a string

Designator	Full string	Half string	Parallel string ^{1,2}	Single module	Details
C1	Minimum 20 uF				C1 shall be specified to dominate the output capacitance of the DC source
C2, C3	22 nF				
C4	150 nF and 10 uF	300 nF and 20 uF	150 nF * (n-1) and 10 uF * (n-1)	1.5 uF and 100 uF	See Note 3
C5, C6	1 nF	500 pF	1 nF * (n-1)	100 pF	
L1	12 mH				Common mode - minimal DC flux.
L2, L3	Minimum 60 uH				See Note 7.
L4, L5	50 uH +0.7 uH per meter above 80 meters	25 uH	50 uH / (n-1)	2 uH + 0.7 uH per meter	See Note 7.
R1, R2	Use Formula 1 to calculate value				
R3, R4	Max. 1 Ω			Max. 0.5 Ω	
R5, R6	10 mΩ / meter				
L6, L7	0.7 uH / meter				See Notes 6 and 7.
Note 1: The “n” in the parallel string column is the total number of strings, including the string under test.					
Note 2: The “Parallel String Value” column is the resulting value of each component when a single network is used to simulate multiple parallel strings.					
Note 3: Two values are shown for C4. Depending on the detection method used in the DUT, one of these values may represent the worst case condition. If agreeable to all concerned, testing may be reduced to only one of these values if it can be determined which value represents the worst case. Procedure for determining the worst case condition: Five measurements at each of the two C4 capacitor values are recorded. The worst case condition shall be the capacitor value resulting in the highest average trip time.					
Note 4: Where a DUT comprises several identical AFCI sensors or inputs, only one representative sensor or input must be tested.					
Note 5: Calculations resulting in floating point numbers for component values shall be rounded up to the next commercially available component value.					
Note 6: Refer to 24.4 for selecting component values when using a solar array/PV simulator.					
Note 7: Shall be air core <u>or constructed</u> to avoid saturation. Different values determined by operating limitations and appropriate ratings of DUT may be used if agreeable to all concerned.					
Formula 1: R1 = R2 = Rtot / (2*k) – R3 with k being the number of decoupling networks used in the setup for one string and Rtot taken from Table 29.2. For a string composed of two half strings, k=2, for a single full string k=1.					
The Line Impedance network simulates the high frequency behavior of the module. The DC behavior is simulated by the decoupling network. Resistors shall be sized within 10% of the value calculated according to the formula 1.					
* I_limit shall be the current limit of the DC source					

Table 30.1
Component values for unwanted tripping test circuits

UL COPYRIGHTED MATERIAL

NOT AUTHORIZED FOR FURTHER REPRODUCTION OR DISTRIBUTION WITHOUT PERMISSION FROM UL INC.

Designator	Full string	Parallel string ^{1,2}	Single module	Comments
C1	Minimum 20 uF			C1 shall be specified to dominate the output capacitance of the DC source
C2, C3	22 nF			
C4	150 nF and 10 uF	150 nF * n and 10 uF * n	1.5 uF and 100 uF	
C5, C6	(180 nF * Inverter Power in kW) / (2n)	(180 nF * Inverter Power in kW) * (n-1) / (2n)	(180 pF * Inverter Power in W) / 2	See Note 3
L1	12 mH			Common mode - minimal DC flux.
L2, L3	Minimum 60 uH			See Note 6.
L4, L5	1 uH	1 uH / n	2 uH + 0.7 uH per meter	See Note 6.
R1, R2	Use Formula 1 to calculate value			
R3, R4	Max. 1 Ω		Max. 0.5 Ω	
R5, R6	10 mΩ / meter			
L6, L7	0.7 uH / meter			See Notes 5 and 6.
Note 1: The “n” represents the total number of strings, including the Full and the Parallel string.				
Note 2: The “Parallel String Value” column is the resulting value of each component when a single network is used to simulate multiple parallel strings.				
Note 3: If the manufacturer specifies a total maximum common mode capacitance Cmax, then the following formulae may be used: C5 = C6 = Cmax/(2*n) for the full string; and C5 = C6 = (Cmax/2) * (1 - (1 / n)) for the parallel string.				
Note 4: Calculations resulting in floating point numbers for component values shall be rounded up to the next commercially available component value.				
Note 5: Refer to 24.4 for selecting component values when using a solar array/PV simulator.				
Note 6: Shall be air core <u>or constructed</u> to avoid saturation. Different values determined by operating limitations and appropriate ratings of DUT may be used if agreeable to all concerned.				
Formula 1: R1 = R2 = [Rtot – k*(R3 + R4)] / (2*k) with k being the number of decoupling or PV-networks used in the setup for one string and Rtot taken from Table 29.2 .				